


QUALITY HAND TOOLS

FAIRMOUNT  OUDAILLE



FAIRMOUNT Designed and Engineered quality products:

the single source for

- **STANDARD HAND TOOLS**
- **OEM SPECIAL TOOLS AND KIT ASSEMBLIES**
- **COMMERCIAL DROP FORGINGS**

Almost fifty years of making fine hand tools have established Fairmount as a recognized leader in the industry. This experience in designing and producing continually improved tools is your assurance of complete selection, highest quality and the best possible performance to meet your most exacting requirements.

Catalog No. 770

This catalog supersedes all previous issues. Finishes, materials and designs are subject to change without notice or relation to catalog descriptions herein set forth. We are not liable for printing errors, specifications changes, etc.

Guarantee

All Fairmount tools are designed and engineered to meet normal usages for which they were intended. Every tool is rigidly inspected before leaving the factory and is guaranteed against defects in workmanship and material. Any item that should prove defective will be cheerfully replaced without charge.

FAIRMOUNT  HOUDAILLE

**FAIRMOUNT TOOL & FORGING DIVISION, HOUDAILLE INDUSTRIES, INC.
10611 QUINCY AVENUE, CLEVELAND, OHIO 44106**

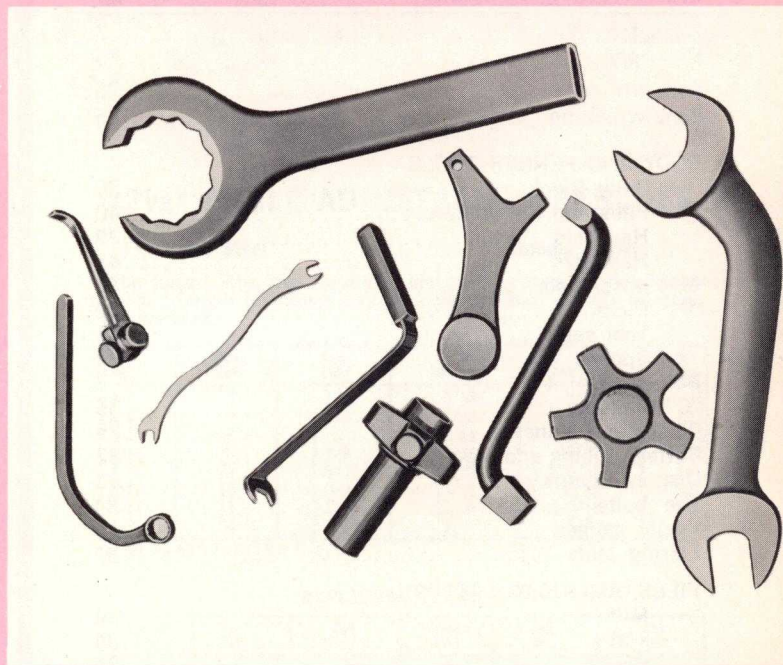

Telephone: 216-421-4312

District Sales Office and Warehouse Stocks: In Principal Cities

MODIFIED TOOLS

SPECIAL TOOLS

DROP FORGINGS



Fairmount is widely known for the production of Special OEM Tools manufactured to our customers' specifications. In fact, we consider one of our most valuable assets to be the long list of nationally-known manufacturers who, each year, depend on us to produce a broad range of special service tools essential to the satisfactory maintenance and operation of their equipment.

To this end, and when called upon, we offer the services of our Engineering Department to assist in designing efficient tools for specialized applications. If your designing is completed, we suggest that blueprints or samples be submitted, accompanied by information designating the grade of material, finish desired and full particulars as to quantity requirements.

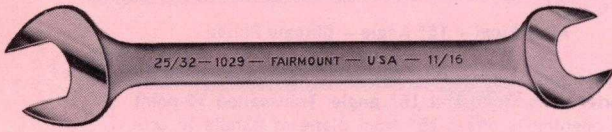
Many Original Equipment Manufacturers are currently enjoying the benefits of Fairmount's "undivided responsibility" in the assembly of complete kits including not only Special OEM Tools, but also, all essential standard hand tools required for the satisfactory maintenance and operation of their products.

Discuss your OEM or commercial forging requirements with a Fairmount representative trained to understand your business. We believe you will discover "doing business with Fairmount" a totally satisfying experience.

INDEX

Item	Page
Bags, tool, plastic	7
Bars, pry	25
Bars, utility	25
Bars, wrecking	25
BODY AND FENDER TOOLS	
Dolly Blocks	39
Files and file holders	40
Hammers	38
Hammers	41
Misc. tools	40
Picks	40
Tool sets	41
Spoons	39
Boxes, metal, tool	7
"C" Clamps	35
Chisels and Punches	25
Cutters, tubing and pipe	32
Display Boards	42
Eye bolts	34
Feeler gauges	29
Flaring tools	32
FILES, AMERICAN PATTERN	
Mill	34
Flat	34
Round	34
Half round	34
Slim Taper	34
Chain saw	34
Hacksaw frames	29
HAMMERS	
Ball peen	26
Body and fender repair	38-41
Brick	28
Bumping	38
Carpenter's Claw	27
Carpenter's Ripping	27
Dinging	38
Engineer's blacksmith	26
Engineer's double-face	26
Hand drilling	26
Riveting, hand	27
Scaling (boiler pick)	27
Setting (paneing)	27
Sledge	27
Soft face (plastic, brass, copper, aluminum)	28
Upholsterer's (tack)	28
Handles, crank	23
Handles, file	34
Handles, hammer, wood	28
Impact sockets	16
Manual of body repairs	41
Metric socket wrenches	11
Nut drivers	33
Pick-up tools, magnetic	29
Pipe vises	32
Pipe wrenches (all types)	32
Pliers (all types)	30-31
Pliers, midget type	31
Pry bars	25
Pullers (gear, etc.)	37
Punches and chisels	25
Refrigeration ratchets	6
Screwdrivers, all steel	33
Screwdrivers, plastic handle	33
Screwdrivers, wood handle	33
Screwdriver sets	33
Screw starters	29
Sledge hammers	27
Snips, compound action	31

Item	Page
Snips, straight-cut and duckbill	31
SOCKETS, HANDLES AND PARTS	
1/4" Sq. Drive	8
3/8" Sq. Drive	10-11
1/2" Sq. Drive	12-13
3/4" Sq. Drive	15
Drag link	13
Hex socket bits	11
Sockets, metric	11
Sockets, power/impact	16
SOCKET SETS	
1/4" Sq. Drive	9
3/8" Sq. Drive	9-10
1/2" Sq. Drive	12-14
3/4" Sq. Drive	16
TOOL SETS	
Body and fender repair	41
Industrial Maint. General	43
Torque wrenches	17
Tube benders	29
Vises, pipe	32
WRENCHES, ALLOY STEEL	
Adjustable	1
Angle, open-end	4
Box, offset, 12-pt.	3
Box, dbl. offset, short	3
Box, dbl. offset, long	3
Box, striking face	5
Box, structural	5
Combination (open-end and box)	2
Flare nut	4
Half-moon (starter)	7
Hex key	36
Ignition (midget)	4
Open-end engineer's	1
Ratcheting box	6
Ratchet refrigeration	6
Service, 30-deg. opening	5
Service, straight opening	5
Tappet	2
Wrenches, auto type, adj.	7
WRENCHES, INDUSTRIAL FINISH	
Adjustable	18
Box, offset 12-pt.	23
Box, hex	21
Box, square	21
Check nut (thin)	20
Combination (open-end and box)	23
Construction	21
Offset socket	22
Open-end engineer's (single and double head)	18-19
Set Screw	20
Structural	21
Spanner, various types	24
"T" Handle sockets	22
Wrenches, pipe	32
WRENCH SETS	
Angle	4
Box	3
Combination	2
Hex key (Allen type)	36
Midget ignition	4
Non-distorting	6
Open-end	1
Ratcheting box	6
Wrenches, torque	17



OPEN END WRENCHES

Alloy Steel


Chrome Plated

15° ANGLE DOUBLE HEAD ENGINEER'S PATTERN

Drop forged. Heat treated. Provide the ultimate in strength, toughness and leverage. Exclusive Fairmount design allows most comfortable grip. Features long, pear-shaped jaw, extra length with slender cross section to give a lighter yet stronger wrench. Openings placed at efficient 15° angle permitting complete rotation of hex nut where swing of wrench is limited. Accurately broached openings. Sizes stamped. Chrome plated. Heads bright.

Number	Nominal Openings	Diameter of Heads	Thickness of Heads	Overall Length	Weight
1020	1/4 & 5/16	19/32 & 3/4	5/32	4-1/2	.04
1720	5/16 & 11/32	19/32 & 3/4	5/32	4-1/2	.04
1721	5/16 & 3/8	19/32 & 3/4	5/32	4-1/2	.04
1021	5/16 & 13/32	19/32 & 3/4	5/32	4-1/2	.04
1723	3/8 & 7/16	3/4 & 29/32	13/64	4-7/8	.05
1023	13/32 & 1/2	29/32 & 1-1/8	1/4	5-3/4	.10
1723A	3/8 & 1/2	29/32 & 1-1/8	1/4	5-3/4	.10
1725	7/16 & 1/2	29/32 & 1-1/8	1/4	5-3/4	.10
1725A	7/16 & 9/16	29/32 & 1-1/8	1/4	5-3/4	.10
1725B	1/2 & 9/16	1-1/16 & 1-1/8	1/4	6-1/8	.13
1025	1/2 & 19/32	1-1/16 & 1-1/8	1/4	6-1/8	.13
1727	9/16 & 5/8	1-1/8 & 1-1/4	17/64	6-3/4	.18
1027C	9/16 & 11/16	1-3/16 & 1-7/16	19/64	7-1/2	.25
1027	19/32 & 11/16	1-3/16 & 1-7/16	19/64	7-1/2	.25
1027B	5/8 & 11/16	1-3/16 & 1-7/16	19/64	7-1/2	.25
1028	19/32 & 25/32	1-3/16 & 1-7/16	19/64	7-1/2	.25
1028S	5/8 & 25/32	1-3/16 & 1-7/16	19/64	7-1/2	.25
1729	5/8 & 3/4	1-5/16 & 1-5/8	5/16	8-1/2	.37
1029B	11/16 & 3/4	1-5/16 & 1-5/8	5/16	8-1/2	.37
1029	11/16 & 25/32	1-5/16 & 1-5/8	5/16	8-1/2	.37
1029C	11/16 & 13/16	1-5/16 & 1-5/8	5/16	8-1/2	.37
1030	11/16 & 7/8	1-5/16 & 1-5/8	5/16	8-1/2	.37
1731	3/4 & 13/16	1-5/8 & 1-3/4	11/32	9-5/8	.50
1731A	3/4 & 7/8	1-5/8 & 1-3/4	11/32	9-5/8	.50
1031B	25/32 & 13/16	1-5/8 & 1-3/4	11/32	9-5/8	.50
1031	25/32 & 7/8	1-5/8 & 1-3/4	11/32	9-5/8	.50
1731B	13/16 & 7/8	1-5/8 & 1-3/4	11/32	9-5/8	.50
1032B	13/16 & 15/16	1-11/16 & 1-15/16	3/8	10-5/8	.75
1033A	7/8 & 15/16	1-11/16 & 1-15/16	3/8	10-5/8	.75
1733	7/8 & 1	1-11/16 & 1-15/16	3/8	10-5/8	.75
1033C	15/16 & 1	1-7/8 & 2-1/8	7/16	11-1/2	.93
1034	7/8 & 1-1/16	1-7/8 & 2-1/8	7/16	11-1/2	.93
1034A	15/16 & 1-1/16	1-7/8 & 2-1/8	7/16	11-1/2	.93
1035	31/32 & 1-1/16	1-3/4 & 2	13/32	11-3/8	.93
1735	1 & 1-1/8	2-1/8 & 2-1/4	7/16	12-1/2	1.0
1036B	1-1/16 & 1-1/8	2-1/8 & 2-1/4	7/16	12-1/2	1.0
1037	1-1/16 & 1-1/4	2-1/4 & 2-5/8	1/2	13-3/4	1.5
1737	1-1/8 & 1-1/4	2-1/4 & 2-5/8	1/2	13-3/4	1.5
1037A	1-1/8 & 1-5/16	2-1/4 & 2-5/8	1/2	13-3/4	1.5
1039B	1-1/4 & 1-5/16	2-3/4 & 2-7/8	9/16	15-1/2	2.2
1039	1-1/4 & 1-7/16	2-3/4 & 2-7/8	9/16	15-1/2	2.2
1039A	1-5/16 & 1-1/2	2-3/4 & 2-7/8	9/16	15-1/2	2.2
1039C	1-3/8 & 1-7/16	2-3/4 & 2-7/8	9/16	15-1/2	2.2
1040	1-1/4 & 1-5/8	2-3/4 & 3-1/4	5/8	17	3.2
1041	1-7/16 & 1-5/8	2-3/4 & 3-1/4	5/8	17	3.2
1041B	1-1/2 & 1-5/8	2-3/4 & 3-1/2	5/8	17	3.2

Fed. Spec. GGG-636D-1, Type IV.



OE-8-K SET



22 1/2° ANGLE ADJUSTABLE WRENCHES

Alloy Steel

Chrome Plated

Drop forged. Precision machined and heat treated. Provide exceptional strength for heavy duty work yet are thin enough for close quarter work.

No.	Size Inches	Cap. Inch	Thickness Head		Wt. Ea.
			Jaw Tip	Extreme	
A-4	4	1/2	9/64	5/16	.11
A-6	6	3/4	7/32	3/8	.27
A-8	8	1	17/64	1/2	.52
A-10	10	1-1/8	23/64	19/32	.90
A-12	12	1-5/16	15/32	23/32	1.6
A-15	15	1-3/4	19/32	31/32	3.6
A-18	18	2-1/16	23/32	1-3/16	6.0
A-24	24	2-7/16	7/8	1-3/8	9.1


Fed. Spec. GGG-W-631-B1, Type I, Class 1.

REPLACEMENT PARTS


Wrench Size	Jaw No.	Set No.*	Wrench Size	Jaw No.	Set No.*
4	A-4-1	A-4-2	12	A-12-1	A-12-2
6	A-6-1	A-6-2	15	A-15-1	A-15-2
8	A-8-1	A-8-2	18	A-18-1	A-18-2
10	A-10-1	A-10-2	24	A-24-1	A-24-2

Note: Consists of knurl, pin and spring.

FOR INDUSTRIAL BLACK FINISH WRENCHES AND PARTS SEE PAGE 18



OE-5-K SET



OE-6-K SET

OPEN END WRENCH SETS

OE-5-K SET
5 WRENCHES
IN C-50 BAG

OE-6-K SET
6 WRENCHES
IN C-60 BAG

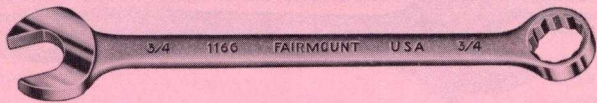
OE-8-K SET
8 WRENCHES
IN C-81 BAG

Contents of OE-5-K		Contents of OE-6-K		Contents of OE-8-K	
1723	3/8 x 7/16	1027-B	5/8 x 11/16	1032-B	13/16 x 15/16
1725-B	1/2 x 9/16	1731-A	3/4 x 7/8		
Contents of OE-6-K		Contents of OE-8-K			
1723	3/8 x 7/16	1727	9/16 x 5/8	1731-A	3/4 x 7/8
1725-B	1/2 x 9/16	1029C	11/16 x 13/16	1033-C	15/16 x 1
Contents of OE-8-K					
1020	1/4 x 5/16	1727	9/16 x 5/8	1033-A	7/8 x 15/16
1723	3/8 x 7/16	1029C	11/16 x 13/16	1735	1 x 1-1/8
1725-B	1/2 x 9/16	1731A	3/4 x 7/8		

OPEN END-BOX COMBINATION WRENCHES


Alloy Steel — 15° Angle — Chrome Plated

Drop forged. Heat treated. Especially designed for close-quarter work. Open end 15° angle. Thin-walled 12-point box opening is offset 15° from plane of handle to provide obstruction clearance. Heads have same openings. Accurately broached openings. Sizes stamped. Chrome plated. Heads bright.



Number	Nominal Opening	Open End		Box End		Overall Length	Weight Each — Lbs.
		Diameter	Thickness	Diameter	Thickness		
1158	1/4 & 1/4	35/64	5/32	13/32	3/16	4-3/4	.04
1159	5/16 & 5/16	21/32	11/64	31/64	1/4	4-3/4	.05
1159A	11/32 & 11/32	21/32	11/64	31/64	1/4	4-3/4	.05
1160	3/8 & 3/8	25/32	3/16	9/16	9/32	5-1/2	.08
1161	7/16 & 7/16	15/16	7/32	21/32	19/64	6-1/2	.13
1162	1/2 & 1/2	1-1/16	17/64	25/32	5/16	7	.18
1163	9/16 & 9/16	1-3/16	17/64	53/64	11/32	7-3/4	.25
1163A	19/32 & 19/32	1-3/16	17/64	53/64	11/32	7-3/4	.25
1164	5/8 & 5/8	1-5/16	9/32	59/64	3/8	8-7/16	.30
1165	11/16 & 11/16	1-7/16	11/32	1	13/32	9-1/4	.37
1166	3/4 & 3/4	1-9/16	11/32	1-3/64	7/16	10	.43
1166A	25/32 & 25/32	1-9/16	11/32	1-3/64	7/16	10	.43
1167A	13/16 & 13/16	1-23/32	11/32	1-5/32	15/32	11	.56
1167	7/8 & 7/8	1-25/32	11/32	1-1/4	31/64	11-7/8	.62
1168	15/16 & 15/16	1-15/16	3/8	1-5/16	1/2	12-7/8	.80
1170	1 & 1	1-15/16	3/8	1-25/64	1/2	14	.90
1171	1-1/16 & 1-1/16	2-3/16	7/16	1-15/32	17/32	15	1.0
1172	1-1/8 & 1-1/8	2-1/4	15/32	1-19/32	9/16	15-7/8	1.2
1173	1-1/4 & 1-1/4	2-9/16	1/2	1-23/32	5/8	16-7/8	1.5
1174	1-5/16 & 1-5/16	2-13/16	5/8	1-15/16	3/4	18	2.0
1175	1-3/8 & 1-3/8	2-13/16	5/8	1-15/16	3/4	18	2.0
1176	1-7/16 & 1-7/16	3-1/32	23/32	2-1/8	27/32	20-3/8	2.7
1177	1-1/2 & 1-1/2	3-1/32	23/32	2-1/8	27/32	20-3/8	2.7
1180	1-5/8 & 1-5/8	3-13/64	5/8	2-5/16	29/32	22-3/4	3.9
1182	1-11/16 & 1-11/16	3-13/64	5/8	2-5/16	29/32	22-3/4	3.8
1184	1-3/4 & 1-3/4	3-15/16	3/4	2-7/8	1-1/16	26	6.9
1186	1-13/16 & 1-13/16	3-15/16	3/4	2-7/8	1-1/16	26	6.7
1188	1-7/8 & 1-7/8	3-15/16	3/4	2-7/8	1-1/16	26	6.6
1190	2 & 2	3-15/16	3/4	2-7/8	1-1/16	26	6.4

Fed. Spec. GGG-W-636D-1, Type III.



C-11-K SET


COMBINATION WRENCH SETS

C-5-K SET
5 WRENCHES
IN C-51 BAG


C-8-K SET
8 WRENCHES
IN C-81 BAG

C-11-K SET
11 WRENCHES
IN C-110 BAG

Contents of C-5-K					
1160	3/8 x 3/8	1162	1/2 x 1/2		
1161	7/16 x 7/16	1163	9/16 x 9/16	1164	5/8 x 5/8
Contents of C-8-K					
1159	5/16 x 5/16	1162	1/2 x 1/2	1165	11/16 x 11/16
1160	3/8 x 3/8	1163	9/16 x 9/16	1166	3/4 x 3/4
1161	7/16 x 7/16	1164	5/8 x 5/8		
Contents of C-11-K					
1159	5/16 x 5/16	1163	9/16 x 9/16	1167	7/8 x 7/8
1160	3/8 x 3/8	1164	5/8 x 5/8	1168	15/16 x 15/16
1161	7/16 x 7/16	1165	11/16 x 11/16	1170	1 x 1
1162	1/2 x 1/2	1166	3/4 x 3/4		



C-5-K SET



C-8-K SET

TAPPET "THIN" WRENCHES

Alloy Steel


Chrome Plated


15° ANGLE DOUBLE OPEN END

Drop forged. Heat treated. Light, thin for tappet adjustment. Long length prevents burning hands on hot manifolds. Accurately broached openings. Sizes stamped. Chrome plated. Heads bright.

Number	Nominal Openings	Diameter of Heads	Thickness of Heads	Overall Length	Weight Each — Lbs.
1090A	3/8 & 7/16	1 & 1-1/16	5/32	8-1/8	.25
1090	7/16 & 1/2	1 & 1-1/16	5/32	8-1/8	.25
1090D	1/2 & 9/16	1-3/16 & 1-5/16	3/16	8-1/8	.28
1090G	7/16 & 17/32	1-3/16 & 1-5/16	3/16	8-1/8	.28
1092	9/16 & 5/8	1-3/16 & 1-5/16	3/16	8-1/8	.28
1092F	5/8 & 11/16	1-3/8 & 1-1/2	13/64	8-1/8	.31
1094G	3/4 & 13/16	1-5/8 & 1-11/16	15/64	9-1/8	.37
1094	3/4 & 7/8	1-5/8 & 1-11/16	15/64	9-1/8	.37
1096	15/16 & 1	1-5/8 & 1-11/16	15/64	9-1/8	.37

Fed. Spec. GGG-W-636D-1, Type X, Class 1.





12-POINT BOX WRENCHES

Alloy Steel

Chrome Plated

LONG PATTERN - DOUBLE OFFSET

Drop forged. Heat treated. New modern design. Longer leverage. Excellent for close-quarter work where head clearance is necessary. Offset forged-in from top of box for maximum obstruction clearance. Accurately broached openings. Sizes stamped. Chrome plated. Heads bright.

Number	Nominal Openings	Small Head Diameter	Small Head Thickness	Large Head Diameter	Large Head Thickness	Overall Length	Weight Each - Lbs.
8723	3/8 & 7/16	17/32	9/32	19/32	9/32	6-15/16	.12
8023	13/32 & 1/2	5/8	5/16	11/16	5/16	7-3/4	.15
8725	7/16 & 1/2	5/8	5/16	11/16	5/16	7-3/4	.15
8725A	7/16 & 9/16	5/8	5/16	11/16	5/16	7-3/4	.15
8725B	1/2 & 9/16	11/16	3/8	13/16	3/8	8-5/8	.25
8025	1/2 & 19/32	11/16	3/8	13/16	3/8	8-5/8	.25
8727	9/16 & 5/8	25/32	3/8	7/8	3/8	9-1/2	.28
8027	19/32 & 11/16	7/8	13/32	31/32	13/32	10-5/16	.31
8727A	5/8 & 11/16	7/8	13/32	31/32	13/32	10-5/16	.31
8729	5/8 & 3/4	7/8	29/64	1-1/32	29/64	11-3/16	.37
8029	11/16 & 25/32	1-1/32	15/32	1-5/32	15/32	11-7/8	.56
8729A	3/4 & 25/32	1-1/32	15/32	1-5/32	15/32	11-7/8	.56
8030	11/16 & 7/8	1	7/16	1-1/4	15/32	11-1/4	.56
8731	3/4 & 13/16	1-1/32	15/32	1-5/32	15/32	11-7/8	.56
8731A	3/4 & 7/8	1-1/32	1/2	1-3/16	1/2	12-9/16	.65
8031B	25/32 & 13/16	1-1/8	31/64	1-11/64	33/64	12-1/2	.60
8031	25/32 & 7/8	1-5/32	17/32	1-7/32	17/32	13-5/16	.81
8731B	13/16 & 7/8	1-5/32	17/32	1-7/32	17/32	13-5/16	.81
8033A	7/8 & 15/16	1-5/16	9/16	1-13/32	9/16	14-1/16	1.2
8733	7/8 & 1	1-5/16	9/16	1-13/32	9/16	14-1/16	1.2
8033C	15/16 & 1	1-5/16	9/16	1-13/32	9/16	14-1/16	1.2
8034	7/8 & 1-1/16	1-1/4	19/32	1-1/2	41/64	15	1.3
8034A	15/16 & 1-1/16	1-21/64	39/64	1-1/2	21/32	15-1/2	1.4
8735	1 & 1-1/8	1-13/32	21/32	1-17/32	21/32	15-3/16	1.4
8735A	1-1/16 & 1-1/8	1-13/32	21/32	1-17/32	21/32	15-3/16	1.4
8037	1-1/16 & 1-1/4	1-9/16	11/16	1-13/16	11/16	17-3/16	2.1
8037A	1-1/8 & 1-5/16	1-9/16	11/16	1-13/16	11/16	17-3/16	2.1
8039B	1-1/4 & 1-5/16	1-7/8	3/4	2-1/16	3/4	18-3/8	2.7
8039	1-1/4 & 1-7/16	1-7/8	3/4	2-1/16	3/4	18-3/8	2.6
8039A	1-1/4 & 1-1/2	1-7/8	3/4	2-5/32	3/4	18-3/8	2.5

LONG PATTERN FOR HEAVY SERVICE

This series only furnished in gray paint

8040B	1-7/16 & 1-1/2	2-11/32	1	2-11/32	1	21	6.3
8041	1-7/16 & 1-5/8	2-11/32	1	2-19/32	1-1/16	23	5.7
8742B	1-1/2 & 1-11/16	2-11/32	1	2-19/32	1-1/16	23	5.8
8045	1-13/16 & 2	2-57/64	1-1/8	3-9/64	1-1/4	25	8.5
8049	2-3/16 & 2-3/8	3-29/64	1-3/8	3-45/64	1-1/2	27	10.2
8053	2-9/16 & 2-3/4	3-29/64	1-5/8	4-5/32	1-3/4	30	14.7

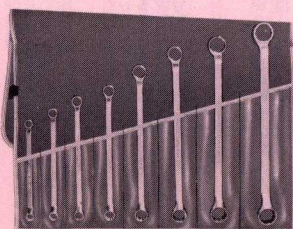
Fed. Spec. GGG-W-6360-1, Type I, Class 2, Design B, Style 1.

SHORT PATTERN - DOUBLE OFFSET

Chrome Plated

9721	5/16 & 3/8	15/32	7/32	35/64	1/4	4-1/4	.06
9723	3/8 & 7/16	17/32	17/64	5/8	5/16	4-5/8	.08
9725	7/16 & 1/2	5/8	5/16	23/32	11/32	5-1/16	.10
9725B	1/2 & 9/16	23/32	11/32	13/16	3/8	5-1/2	.12
9727	9/16 & 5/8	13/16	3/8	7/8	7/16	5-15/16	.16
9727A	5/8 & 11/16	7/8	7/16	1-1/32	15/32	6-1/2	.25
9729	5/8 & 3/4	7/8	7/16	1-1/32	15/32	6-1/2	.25

Fed. Spec. GGG-W-6360-1, Type I, Class 2, Design B, Style 2.



BO-8-K



12-POINT BOX WRENCHES

Alloy Steel

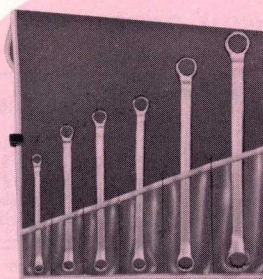
Chrome Plated

15° ANGLE OFFSET LONG PATTERN


Drop forged. Heat treated. Designed for close quarter work. Wall thickness designed for maximum strength with greatest clearance. Accurately broached openings. Sizes stamped. Chrome plated. Heads bright.

Number	Nominal Openings	Small Head Diameter	Small Head Thickness	Large Head Diameter	Large Head Thickness	Overall Length	Weight Each - Lbs.
7723	3/8 & 7/16	39/64	1/4	11/16	9/32	7-3/8	.11
7725	7/16 & 1/2	11/16	19/64	47/64	21/64	7-3/4	.17
7725A	7/16 & 9/16	47/64	21/64	7/8	23/64	8-1/4	.21
7725B	1/2 & 9/16	47/64	21/64	7/8	23/64	8-1/4	.21
7025	1/2 & 19/32	47/64	21/64	7/8	23/64	8-1/4	.19
7727	9/16 & 5/8	53/64	11/32	29/32	3/8	9-1/4	.23
7727A	5/8 & 11/16	29/32	13/32	1	7/16	10-1/8	.35
7729	5/8 & 3/4	29/32	13/32	1	7/16	10-1/8	.32
7029B	11/16 & 3/4	1	27/64	1-1/8	29/64	11-1/8	.57
7029	11/16 & 25/32	1	27/64	1-1/8	29/64	11-1/8	.55
7729A	3/4 & 25/32	1-1/16	15/32	1-3/16	17/32	12	.66
7731A	3/4 & 7/8	1-1/16	15/32	1-1/4	17/32	12	.63
7031B	25/32 & 13/16	1-3/16	17/32	1-3/16	9/16	12-7/8	.65
7031	25/32 & 7/8	1-3/16	17/32	1-1/4	9/16	12-7/8	.63
7731B	13/16 & 7/8	1-3/16	17/32	1-1/4	9/16	12-7/8	.62
7033A	7/8 & 15/16	1-5/16	37/64	1-3/8	19/32	13-3/4	.86
7733	7/8 & 1	1-5/16	37/64	1-13/32	19/32	13-3/4	.83
7033C	15/16 & 1	1-5/16	37/64	1-13/32	19/32	13-3/4	.80
7034	7/8 & 1-1/16	1-5/16	37/64	1-15/32	41/64	13-3/4	.80
7034A	15/16 & 1-1/16	1-7/16	5/8	1-9/16	11/16	15-1/2	1.3
7735	1 & 1-1/8	1-7/16	5/8	1-9/16	3/4	15-1/2	1.2
7735A	1-1/16 & 1-1/8	1-1/2	5/8	1-9/16	3/4	15-1/2	1.1
7037	1-1/16 & 1-1/4	1-9/16	11/16	1-27/32	25/32	17-1/4	1.5
7037A	1-1/8 & 1-5/16	1-9/16	11/16	1-27/32	25/32	17-1/4	1.3
7039B	1-1/4 & 1-5/16	1-13/16	3/4	1-61/64	13/16	19-1/4	2.1
7039	1-1/4 & 1-7/16	1-13/16	3/4	1-61/64	13/16	19-1/4	1.9
7039A	1-5/16 & 1-1/2	1-29/32	13/16	2-3/32	31/32	21	4.
7040B	1-7/16 & 1-1/2	1-29/32	13/16	2-3/32	31/32	21	3.6
7041	1-7/16 & 1-5/8	2-3/32	15/16	2-13/32	1	23	4.4
7742B	1-1/2 & 1-11/16	2-3/32	15/16	2-13/32	1	23	4.1

Fed. Spec. GGG-W-6360-1, Type I, Class 1, Style 1.



BO-6-K



BO-5-K


DOUBLE OFFSET LONG PATTERN BOX WRENCH SETS

BO-5-K
5 WRENCHES
IN C-50 BAG

BO-6-K
6 WRENCHES
IN C-60 BAG

BO-8-K
8 WRENCHES
IN C-80 BAG

BO-5-K		Contents of BO-5-K		8033-C	
8723	3/8 x 7/16	8727-A	5/8 x 11/16		15/16 x 1
8725-B	1/2 x 9/16	8731-A	3/4 x 7/8		
BO-6-K		Contents of BO-6-K		8731-A	
8723	3/8 x 7/16	8727	9/16 x 5/8		3/4 x 7/8
8025	1/2 x 19/32	8029	11/16 x 25/32	8033-C	5/16 x 1
BO-8-K		Contents of BO-8-K		8033-C	
8723	3/8 x 7/16	8027	19/32 x 11/16		15/16 x 1
8725-B	1/2 x 9/16	8729-A	3/4 x 25/32		1-1/16 x 1-1/8
8727	9/16 x 5/8	8731-B	13/16 x 7/8		




ANGLE OPEN END WRENCHES

Alloy Steel Double Head Chrome Plated
15° AND 60° ANGLE OPENING

Drop forged. Heat treated. Designed for maximum efficiency permitting work in places where clearance is extremely limited. Same openings in both heads. Accurately broached openings. Sizes stamped. Chrome plated. Heads bright.

Number	Nominal Openings	Diameter of Head	Thickness of Head	Overall Length	Weight Each — Lbs
3710A	11/32 & 11/32	3/4	3/16	4-3/4	.07
3710	3/8 & 3/8	3/4	3/16	4-3/4	.07
3711	7/16 & 7/16	7/8	15/64	5	.08
3712	1/2 & 1/2	31/32	15/64	5-1/4	.10
3713	9/16 & 9/16	1-1/16	1/4	5-3/4	.12
3714	5/8 & 5/8	1-1/8	17/64	6-1/4	.18
3715	11/16 & 11/16	1-3/16	9/32	6-3/4	.25
3716	3/4 & 3/4	1-7/16	9/32	7-1/4	.30
3717	13/16 & 13/16	1-1/2	9/32	7-5/8	.37
3718	7/8 & 7/8	1-5/8	9/32	8	.40
3719	15/16 & 15/16	1-3/4	9/32	8-3/4	.43
3720	1 & 1	1-7/8	19/64	9-1/2	.50
3721	1-1/16 & 1-1/16	2	19/64	10	.63
3722	1-1/8 & 1-1/8	2-1/8	5/16	11	.81
3723	1-1/4 & 1-1/4	2-3/8	21/64	11-3/4	1.0
3724	1-3/8 & 1-3/8	2-5/8	13/32	12-1/2	1.1
3725	1-7/16 & 1-7/16	2-3/4	13/32	13-1/4	1.2
3726	1-1/2 & 1-1/2	2-7/8	13/32	14	1.5

Fed. Spec. GGG-W-6360, Type XVI, Style 1.



FLARE NUT WRENCHES


Alloy Steel Single Head Chrome Plated

OPEN WALL WRENCHES


Drop forged. Heat treated. Special purpose wrenches designed for use in assembly and repair of fluid and gas lines. Useful in automotive, refrigeration, air-conditioning, marine and aircraft fields. Permit working over tubing or pipe in close quarters. Accurately broached openings. Sizes stamped. Chrome plated. Head bright.

Number	Nominal Openings	Diameter of Head	Thickness of Head	Width of Slot	Overall Length	Weight Each — Lbs.
4112	3/8	25/32	5/16	9/32	6-13/32	.12
4114	7/16	27/32	5/16	11/32	6-15/32	.17
4116	1/2	29/32	3/8	3/8	6-25/32	.25
4118	9/16	1-1/32	7/16	7/16	6-25/32	.25
4120	5/8	1-1/16	1/2	1/2	7-1/8	.31
4122	11/16	1-1/8	1/2	9/16	7-3/16	.37
4124	3/4	1-7/32	9/16	5/8	7-7/16	.43
4126	13/16	1-7/32	5/8	21/32	7-1/2	.56
4128	7/8	1-3/8	5/8	11/16	7-1/2	.56
4130	15/16	1-7/16	5/8	3/4	7-13/16	.62
4132	1	1-9/16	11/16	3/4	7-13/16	.62
4134	1-1/16	1-5/8	3/4	13/16	7-15/16	.81
4136	1-1/8	1-11/16	25/32	7/8	7-15/16	.81
4138	1-3/16	1-23/32	13/16	15/16	7-15/16	.81
4140	1-1/4	1-23/32	13/16	1	7-15/16	.78
4144	1-3/8	2-3/32	29/32	1-1/16	9	.95
4146	1-7/16	2-3/16	7/8	1-1/8	10	1.8
4148	1-1/2	2-3/16	7/8	1-1/8	10	1.5

Fed. Spec. GGG-W-6360, Type XIV.



OB-7-K SET
7 WRENCHES
IN C-70 BAG



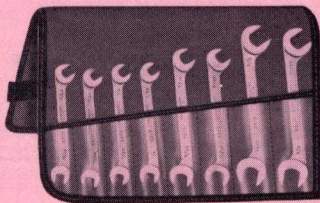
OB-18-K SET
18 WRENCHES
IN C-180 BAG

ANGLE WRENCH SETS

Contents OB-7-K

Contents OB-18-K

3710	3/8 x 3/8	3710A	11/32 x 11/32	3718	7/8 x 7/8
3711	7/16 x 7/16	3710	3/8 x 3/8	3719	15/16 x 15/16
3712	1/2 x 1/2	3711	7/16 x 7/16	3720	1 x 1
3713	9/16 x 9/16	3712	1/2 x 1/2	3721	1-1/16 x 1-1/16
3714	5/8 x 5/8	3713	9/16 x 9/16	3722	1-1/8 x 1-1/8
3715	11/16 x 11/16	3714	5/8 x 5/8	3723	1-1/4 x 1-1/4
3716	3/4 x 3/4	3715	11/17 x 11/16	3724	1-3/8 x 1-3/8
		3716	3/4 x 3/4	3725	1-7/16 x 1-7/16
		3717	13/16 x 13/16	3726	1-1/2 x 1-1/2




M-8-K SET
8 WRENCHES
IN C-88 BAG

MIDGET IGNITION WRENCH SETS

Contents M-8-K

3210	13/64 x 15/64	3214	9/32 x 5/16
3211	15/64 x 13/64	3215	5/16 x 9/32
3212	7/32 x 1/4	3216	11/32 x 3/8
3213	1/4 x 7/32	3217	3/8 x 11/32



MIDGET OPEN END IGNITION WRENCHES

Alloy Steel Double Head Chrome Plated

15° AND 60° ANGLE OPENINGS

Designed to facilitate delicate adjustments in close quarters. The 15° and 60° angle openings are well suited for ignition and distributor work. Different openings in each head. Drop forged. Heat treated. Openings accurately milled. Sizes stamped. Chrome plated. Heads bright.

Number	Nominal Openings 15° End	Nominal Openings 60° End	Diameters of Heads	Thickness of Heads	Overall Length
3210	13/64	15/64	15/32 & 1/2	7/64	3
3211	15/64	13/64	15/32 & 1/2	7/64	3
3212	7/32	1/4	15/32 & 1/2	7/64	3
3213	1/4	7/32	15/32 & 1/2	7/64	3
3214	9/32	5/16	19/32 & 3/4	1/8	3-1/2
3215	5/16	9/32	19/32 & 3/4	1/8	3-1/2
3216	11/32	3/8	23/32 & 23/32	9/64	4
3217	3/8	11/32	23/32 & 23/32	9/64	4

Fed. Spec. GGG-6360-1, Type VI, Style 1.




30° ANGLE OPEN END SERVICE WRENCHES

Alloy Steel **Chrome Plated**

Drop forged. Heat treated. Very thin head section. Expressly designed for close-quarter work. Very useful in removal of power elements from body of Sporlan expansion valves. Accurately broached openings. Sizes stamped. Chrome plated. Heads bright.

Number	Nominal Opening	Diameter of Head	Thickness of Head	Overall Length	Weight Each — Lbs.
1224	3/4	1-11/16	1/4	6-1/4	.219
1224A	1-1/8	1-7/8	1/4	6-7/8	.281
1226	13/16	1-11/16	1/4	6-1/4	.250
1228	7/8	1-11/16	1/4	6-1/4	.231
1230	15/16	1-7/8	1/4	6-7/8	.294
1232	1	1-7/8	1/4	6-7/8	.294
1232A	1-1/32	1-11/16	1/4	6-1/4	.250
1234	1-1/16	1-7/8	1/4	6-7/8	.294
1236	1-1/8	2-1/16	1/4	7	.325
1236S	1-5/16	2-1/16	1/4	7	.313
1238	1-3/16	2-1/16	1/4	7	.325
1240	1-1/4	2-1/16	1/4	7	.319
1242	1-5/16	2-1/2	9/32	7-5/8	.475
1244	1-3/8	2-1/2	9/32	7-5/8	.472
1246	1-7/16	2-1/2	9/32	7-5/8	.494
1248	1-1/2	2-1/2	9/32	7-5/8	.463
1250	1-9/16	2-5/8	9/32	7-5/8	.500
1252	1-5/8	2-5/8	9/32	7-5/8	.513
1256	1-3/4	3-1/8	5/16	8-1/2	.750
1258	1-13/16	3-1/8	5/16	8-1/2	.738
1260	1-7/8	3-1/8	5/16	8-1/2	.725
1262	1-15/16	3-1/8	5/16	8-1/2	.725
1264	2	3-1/2	5/16	8-1/2	.769
1264S	2-9/16	3-1/2	5/16	8-1/2	.675
1266	2-1/16	3-1/2	5/16	8-1/2	.756
1268	2-1/8	3-1/2	5/16	8-1/2	.744
1272	2-1/4	3-1/2	5/16	8-1/2	.744
1272S	2-1/2	3-1/2	5/16	8-1/2	.681
1276	2-3/8	3-1/2	5/16	8-1/2	.713

Fed. Spec. GGG-W-636D, Type XVII, Class 3.



OPEN END SERVICE WRENCHES

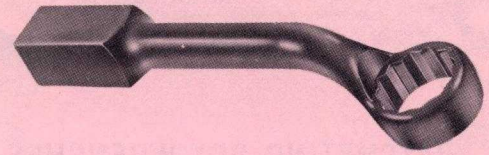
Alloy Steel **Chrome Plated**

EXTRA LENGTH — THIN HEAD — STRAIGHT PATTERN

Drop forged. Heat treated. The extremely thin heads make these wrenches particularly useful in aircraft and refrigeration work. The wrench is guaranteed amply strong for its intended purpose but is not designed for severe service. Openings accurately broached. Sizes stamped. Chrome plated. Heads bright.

Number	Nominal Opening	Diameter of Head	Thickness of Head	Overall Length	Weight Each — Lbs.
1932	1	2-1/2	1/4	12-1/4	.69
1934	1-1/16	2-1/2	1/4	12-1/4	.65
1936	1-1/8	2-1/2	1/4	12-1/4	.64
1938	1-3/16	2-1/2	1/4	12-1/4	.63
1940	1-1/4	2-1/2	1/4	12-1/4	.62
1944	1-3/8	2-1/2	1/4	12-1/4	.62
1946	1-7/16	2-7/8	9/32	12-1/4	.78
1948	1-1/2	2-7/8	9/32	12-1/4	.75
1950	1-9/16	2-7/8	9/32	12-1/4	.73
1952	1-5/8	2-7/8	9/32	12-1/4	.72
1954	1-11/16	2-7/8	9/32	12-1/4	.73
1956	1-3/4	3-7/16	5/16	12-1/4	.99
1958	1-13/16	3-7/16	5/16	12-1/4	.98
1960	1-7/8	3-7/16	5/16	12-1/4	.95
1964	2	3-7/16	5/16	12-1/4	.95
1966	2-1/16	3-7/16	5/16	12-1/4	.96
1968	2-1/8	3-7/16	5/16	12-1/4	.92
1970	2-3/16	3-7/16	5/16	12-1/4	.92
1972	2-1/4	3-7/16	5/16	12-1/4	.92

Fed. Spec. GGG-W-636D, Type XVII, Class 2.



STRIKING FACE BOX WRENCHES


Alloy Steel

OFFSET PATTERN. 12-POINT OPENINGS

Drop forged. Heat treated. Heavy duty wrenches designed for use with a hammer where extra tightness is needed or where shock or impact is needed to loosen frozen or rusted nuts. 45° offset for clearance. Accurately broached. Sizes stamped. Enameled finish.

Number	Nominal Opening	Diameter of Head	Thickness of Head	Overall Length	Weight Each — Lbs.
8807	1-1/16	1-11/16	13/16	10-1/2	2.1
8807A	1-1/8	1-11/16	13/16	10-1/2	2.1
8808	1-1/4	2	7/8	11	2.5
8808A	1-5/16	2	7/8	11	2.5
8809	1-7/16	2-3/16	1	11-1/2	3.4
8809A	1-1/2	2-3/16	1	11-1/2	3.4
8810	1-5/8	2-1/2	1-1/16	12	4.4
8810A	1-11/16	2-1/2	1-1/16	12	4.4
8811	1-13/16	2-7/8	1-1/8	12-1/2	5.5
8811A	1-7/8	2-7/8	1-1/8	12-1/2	5.5
8812	2	3	1-1/4	13	6.1
8813	2-3/16	3-3/8	1-3/8	13-1/2	8.6
8813A	2-1/4	3-3/8	1-3/8	13-1/2	8.6
8814	2-3/8	3-23/32	1-1/2	14	9.5
8815	2-9/16	4-5/16	1-3/4	15-1/4	12.5
8815A	2-5/8	4-5/16	1-3/4	15-1/4	12.0
8816	2-3/4	4-5/16	1-3/4	15-1/4	12.0
8816B	2-15/16	4-13/16	2	16-1/2	18.0
8817	3	4-13/16	2	16-1/2	17.5
8817A	3-1/8	4-13/16	2	16-1/2	17.0

Fed. Spec. GGG-W-636D-1, Type XII.



STRUCTURAL BOX WRENCHES

Alloy Steel


12-POINT OPENINGS

Drop forged. Heat treated. The long sturdy tapered handles provide maximum strength and leverage and can easily be inserted into both holes to bring them into line. Accurately broached. Enameled finish.

Number	Nominal Opening	Diameter of Head	Thickness of Head	Handle Offset At Head	Handle Offset At End	Overall Length	Weight Each — Lbs.
8905A	13/16	1-11/32	5/8	1-1/8	1-25/32	12	1.2
8905	7/8	1-11/32	5/8	1-1/8	1-25/32	12	1.2
8906	15/16	1-1/2	3/4	1-1/4	1-61/64	12	1.4
8906B	1	1-1/2	3/4	1-1/4	1-61/64	12	1.4
8907	1-1/16	1-11/16	13/16	1-5/16	2-9/64	15	2.1
8907A	1-1/8	1-11/16	13/16	1-5/16	2-9/64	15	2.1
8908	1-1/4	2	7/8	1-7/16	2-21/64	17	2.5
8908A	1-5/16	2	7/8	1-7/16	2-21/64	17	2.5
8909	1-7/16	2-3/16	1	1-1/2	2-3/4	21	3.8
8909A	1-1/2	2-3/16	1	1-1/2	2-3/4	21	3.8
8910	1-5/8	2-1/2	1-1/16	1-5/8	2-7/8	22	4.6
8910A	1-11/16	2-1/2	1-1/16	1-5/8	2-7/8	22	4.6
8911	1-13/16	2-3/4	1-1/8	1-11/16	3	23	5.8
8911A	1-7/8	2-3/4	1-1/8	1-11/16	3	23	5.8
8912	2	3	1-1/4	1-13/16	3-5/32	24-1/2	6.5
8913	2-3/16	3-3/8	1-3/8	2	3-1/2	26	8.4
8914	2-3/8	3-23/32	1-1/2	2-1/8	3-11/16	28	9.5
8915	2-9/16	3-29/32	1-5/8	2-1/4	3-13/16	30	10.6
8916	2-3/4	4-5/32	1-3/4	2-3/8	3-29/32	30	12.1

FOR OPEN END STYLE CONSTRUCTION AND STRUCTURAL WRENCHES
SEE PAGE NO. 21

Fed. Spec. GGG-W-636D-1, Type IX, Class 2.



RATCHETING BOX WRENCHES

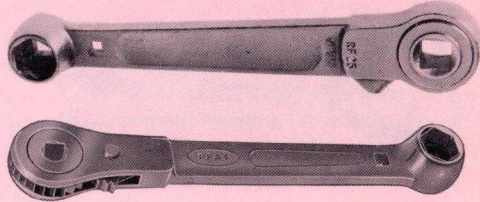
Alloy Steel

All parts made from alloy steel. Heat treated. These wrenches make it easy to turn nuts and bolts faster in tight places. To reverse ratchet action merely turn the wrench over. Height of box wall correctly proportioned to fit all nut sizes and series. Accurately broached openings. Sizes stamped. Chrome plated.

Number	Nominal Openings	Type Opng.	Diameter of Heads	Thickness of Heads	Overall Length	Weight Each — Lbs.
RB 810	1/4 & 5/16	6-pt.	*9/16 & 5/8	3/8	4-1/4	.12
RB 1214	3/8 & 7/16	6-pt.	*5/8 & 7/8	3/8	5-1/2	.18
RB 1618	1/2 & 9/16	6-pt.	*1 & 1-1/8	1/2	6-3/4	.37
RB 2022	5/8 & 11/16	12-pt.	1-1/4 & 1-7/16	1/2	8	.65
RB 2024	5/8 & 3/4	12-pt.	1-1/4 & 1-7/16	1/2	8	.63
RB 2226	11/16 & 13/16	12-pt.	1-7/16 & 1-9/16	1/2	9-1/4	.75
RB 2428	3/4 & 7/8	12-pt.	1-7/16 & 1-9/16	1/2	9-1/4	.75

*Available in 12-point on special order.

Fed. Spec. GGG W 636D-1, Type XX



REFRIGERATION, AIR CONDITIONING REPAIR RATCHETS

Alloy Steel

Chrome Plated


Drop forged. Heat treated. Expressly designed for all types of refrigeration and air conditioning repair work. Non-reversible and reversible types available. Lightweight, streamlined yet sturdily constructed. Easy action. Openings accurately broached. Sizes stamped. Chrome plated.

NON-REVERSIBLE

No.	4-pt. Ratchet Opening	4-pt. Handle Opening	6-pt. Handle Opening	4-pt. Handle Opening	Lgth.	Wt.
RF-21	3/16	3/16	1/2	1/4	6	.35
RF-22	1/4	3/16	1/2	1/4	6	.35
RF-23	5/16	3/16	1/2	5/16	6	.35
RF-25	3/8	3/16	1/2	1/4	6	.35

REVERSIBLE RATCHET

RF-45	1/4	3/16	1/2	1/4	6	.30
-------	-----	------	-----	-----	---	-----



RATCHETING BOX WRENCH SETS

NO. RB-5-K SET

5 WRENCHES IN C-185 BAG
1 EA. 810, 1214, 1618
2022 AND 2428

NO. RB-7-K SET

7 WRENCHES IN C-187 BAG
1 EA. 810, 1214, 1618
2024, 2226 AND 2428



REVERSIBLE RATCHETING BOX WRENCHES


Black Industrial Finish

Finger tip control. Carefully designed to speed up assembly and disassembly. Particularly useful where headroom does not permit use of sockets and drivers. Reverses — changes direction — with flick of a finger. Thin wall construction. Gear teeth designed to protrude beyond side plates allowing use of ratchet gear as finger operated spinner. Constructed of sandwiched stampings, riveting. Heat treated for maximum durability. See MIL Spc GGG - W - 001405.

Number	Nominal Openings	Opening	Length	Thickness	Standard Package
RW-810	1/4x5/16	6-pt.	3-7/8	11/32	6
RW-1214	3/8x7/16	6-pt.	5-3/8	13/32	6
RW-1618	1/2x9/16	6-pt.	6-5/8	13/32	6
RW-2024	5/8x3/4	12-pt.	7-7/8	1/2	6
RW-2228	11/16x7/8	12 -pt.	9-1/4	1/2	6

SET

RW5-K Containing each of above wrenches in C-185 kit bag.




ADJUSTABLE AUTO WRENCHES

Both jaw and bar are drop forged. Machined and heat treated. A durable wrench, well suited for general repair work. Painted aluminum finish.

No.	Lgth.	Jaw Opening	Jaw Thickness	Jaw Depth	Wt. Ea.
893-11	11	3	7/16	1-1/2	1.25
893-15	15	3-5/8	9/16	1-3/4	3.25


Fed. Spec. GGG-W-631D, Type II.



TOOL OR SET KIT BAGS

Manufactured of a tough flexible material finished in smooth and lustrous vinyl coat on both sides. Oil and grease resistant. All pockets are stitched (not heat sealed) and reinforced with trim for maximum strength and durability. Cloth ties are provided. Finished in bright red with yellow trim.

No.	No. Pockets	Width	Depth
C-50	5	12-1/2	18
C-51	5	10	17-1/2
C-60	6	15-1/2	21-1/2
C-70	7	13-1/2	11
C-80	8	21-1/2	28-1/2
C-81	8	19-1/2	19-1/2
C-88	8	7-1/2	5-1/2
C-110	11	25	22
C-180	18	34	24
C-185	5	9-1/2	10-1/2
C-187	7	13	10-1/2



HALF MOON STARTER MANIFOLD BOX WRENCHES


ALLOY STEEL

CHROME PLATED

Drop forged. Designed to reach around obstructions and other difficult places.

No.	Openings	Length	Wt. Ea.
HM-1960	9/16 x 5/8	6-1/2	.25
HM-1961	5/8 x 3/4	7-3/4	.35
HM-1964	3/4 x 7/8	7	.40


Fed. Spec. GGG-W-636D, Type II.



BX-17

BX-18

BX-20




BX-196

BX-73-82-84

BX-143

METAL TOOL BOXES AND CHESTS

No.	Length	Dimensions Width	Height
BX-17	20	8-1/2	9-1/2
BX-18	16	7	7
BX-21	21	8-1/2	7-1/4
BX-45	12	14-1/2	25
BX-66	4-1/4	2-1/4	3/4
BX-73	6-3/4	2-1/2	1
BX-82	7-3/8	2-5/8	1-5/16
BX-393	11-1/4	2-1/2	1-3/8
BX-143	13-1/4	3	1-7/8
BX-196	18	5	1-7/8
BX-20	19	6	6-1/2




1/4" Square Drive MIDGET SOCKET WRENCHES and ATTACHMENTS
Alloy Steel — Chrome Plated

Number	Description	Std. Pkg.	Wt. Ea.
NM-20-A	Sliding Tee Handle, 4-1/2" long	5	12-oz.
NM-42	Flex Handle, 5-1/2" long	5	15-oz.
NM-42-B	Cross Bar, flex handle, 5" long	5	3-oz.
NMF-51	Reversible Ratchet, 45 tooth, 5-1/2" long	1	4-oz.
NM-102	Extension, 2" long	5	5-oz.
NM-103	Flexible extension, 6" long	5	12-oz.
NM-105	Spin grip handle, 6" long	5	12-oz.

Number	Description	Std. Pkg.	Wt. Ea.
NM-107	Flexible spin grip handle, 6" long	5	8-oz.
NM-115	Extension, 6" long	5	16-oz.
NM-117	Flexible extension, 4" long	5	12-oz.
NMB-130	Adapter, 1/4" handles to 3/8" sq. dr.	5	6-oz.
NMB-131	Adapter, 3/8" handles to 1/4" sq. dr.	5	6-oz.
NM-140	Universal Joint, 1-5/16" OAL	5	4-oz.
NMF-51-RU	Preassembled ratchet replacement head	1	2-oz.

Fed. Spec. GGG-W-641D-3.



6-Point (Sgl. Hex)
Regular Length Sockets

Number	Nominal Opening	Length	O. D. Socket End	Std. Pkg.	Pkg. Wt.
NM-606	3/16	1	.308	5	4 oz.
NM-607	7/32	1	.356	5	4 oz.
NM-608	1/4	1	.399	5	4 oz.
NM-609	9/32	1	.439	5	4 oz.
NM-610	5/16	1	.473	5	4 oz.
NM-611	11/32	1	.500	5	4 oz.
NM-612	3/8	1	.555	5	4 oz.
NM-614	7/16	1	.625	5	4 oz.
NM-616	1/2	1	.687	5	4 oz.

Fed. Spec. GGG-W-641D-3, Type II, Class I, Style A.

8-POINT (DBL. SQ.) REGULAR LENGTH SOCKETS

NM-810	5/16	1	.495	5	4 oz.
NM-812	3/8	1	.562	5	4 oz.

Fed. Spec. GGG-W-641D-3, Type II, Class 3.

6-POINT (SGL. HEX) EXTRA-DEEP LENGTH SOCKETS

NMD-608	1/4	1-63/64	.495	5	.25
NMD-609	9/32	1-63/64	.495	5	.22
NMD-610	5/16	1-63/64	.495	5	.25
NMD-611	11/32	1-63/64	.495	5	.30
NMD-612	3/8	1-63/64	.553	5	.46
NMD-614	7/16	1-63/64	.623	5	.52
NMD-616	1/2	1-63/64	.685	5	.63


Fed. Spec. GGG-W-641D-3, Type II, Class 1, Style B.

1/4" SQUARE DRIVE MIDGET SOCKET WRENCH SETS




No. M-13-K SET
13 Tools in BX-73 Metal Box 6 3/4 x 2 1/2 x 1"

No.	Description	No.	Description
NM-606	3/16 6-pt. Skt.	NM-614	7/16 6-pt. Skt.
NM-607	7/32 6-pt. Skt.	NM-616	1/2 6-pt. Skt.
NM-608	1/4 6-pt. Skt.	NM-20-A	Slide Tee Hdl.
NM-609	9/32 6-pt. Skt.	NMF-51	Ratchet
NM-610	5/16 6-pt. Skt.	NM-105	Spin handle
NM-611	11/32 6-pt. Skt.	P-405	Pliers, 5-1/2"
NM-612	3/8 6-pt. Skt.		



No. M-16-K SET
16 Tools in BX-73 Metal Box 6 3/4 x 2 1/2 x 1"


No.	Description	No.	Description
NM-606	3/16 6-p. Skt.	NM-616	1/2 6-pt. Skt.
NM-607	7/32 6-pt Skt.	NM-810	5/16 8-pt. Skt.
NM-608	1/4 6-pt. Skt.	NM-812	3/8 8-pt. Skt.
NM-609	9/32 6-pt. Skt.	NM-20-A	Slide Tee Hdl.
NM-610	5/16 6-pt. Skt.	NM-42	Flex. Hdl.
NM-611	11/32 6-pt. Skt.	NM-42-B	Cross Bar
NM-612	3/8 6-pt. Skt.	NMF-51	Ratchet
NM-614	7/16 6-pt. Skt.	NM-115	Ext. 6"



No. M-21-K SET
21 Tools in BX-82 Metal Box, 7 3/8 x 2 5/8 x 1 1/16"

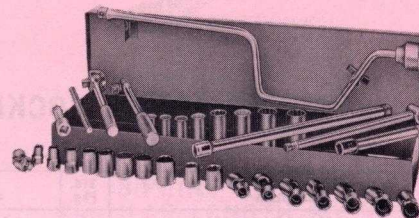
No.	Description	No.	Description
NM-606	3/16 6-pt. Skt.	NM-20-A	Slide Tee Hdl.
NM-607	7/32 6-pt. Skt.	NMF-51	Ratchet
NM-608	1/4 6-pt. Skt.	NM-102	Ext. 2"
NM-609	9/32 6-pt. Skt.	NM-115	Ext. 6"
NM-610	5/16 6-pt. Skt.	NM-107	Flex. Spin Hdl.
NM-611	11/32 6-pt. Skt.	3210	OE Wr. 13/16 x 15/64
NM-612	3/8 6-pt. Skt.	3212	OE Wr. 7/32 x 1/4
NM-614	7/16 6-pt. Skt.	3214	OE Wr. 9/32 x 5/16
NM-616	1/2 6-pt. Skt.	3216	OE Wr. 11/32 x 3/8
NM-810	5/16 8-pt. Skt.	P-405	Plier, Ign. 5"
NM-812	3/8 8-pt. Skt.		

3/8" SQUARE DRIVE SOCKET SETS



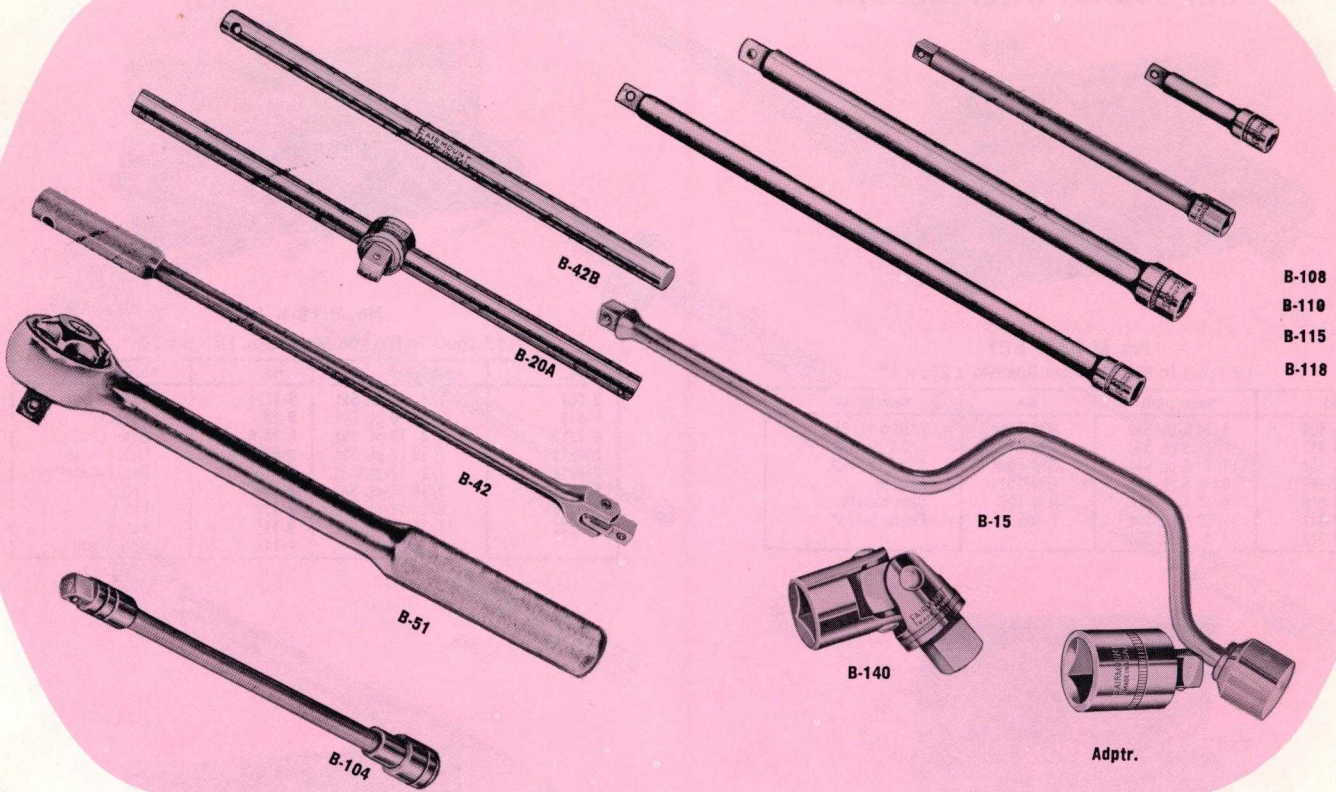
No. B-18-K SET
17 Tools in BX-196 Metal Box 18 x 5 x 1 7/8"

No.	Description	No.	Description
B-608	1/4 6-pt. Skt.	B-1224	3/4 12-pt. Skt.
B-610	5/16 6-pt. Skt.	B-15	Speeder
B-1212	3/8 12-pt. Skt.	B-20-A	Slide Tee Hdl.
B-1214	7/16 12-pt. Skt.	B-42	Flex handle
B-1216	1/2 12-pt. Skt.	B-51	Rev. Ratchet
B-1218	9/16 12-pt. Skt.	B-108	Ext. 3"
B-1220	5/8 12-pt. Skt.	B-110	Ext. 5"
B-1222	11/16 12-pt. Skt.	B-115	Ext. 8"
		B-140	Univ. Joint



No. B-35-K SET
35 Tools in BX-196 Metal Box 18 x 5 x 1 7/8"

No.	Description	No.	Description
B-608	1/4 6-pt. Skt.	BU-1212	3/8 Univ. Skt.
B-610	5/16 6-pt. Skt.	BU-1214	7/16 Univ. Skt.
B-1212	3/8 12-pt. Skt.	BU-1216	1/2 Univ. Skt.
B-1214	7/16 12-pt. Skt.	BU-1218	9/16 Univ. Skt.
B-1216	1/2 12-pt. Skt.	BU-1220	5/8 Univ. Skt.
B-1218	9/16 12-pt. Skt.	BU-1222	11/16 Univ. Skt.
B-1220	5/8 12-pt. Skt.	BU-1224	3/4 Univ. Skt.
B-1222	11/16 12-pt. Skt.	B-814	7/16 8-pt. Skt.
B-1224	3/4 12-pt. Skt.	B-816	1/2 8-pt. Skt.
B-1226	13/16 12-pt. Skt.	B-15	Speeder
B-1228	7/8 12-pt. Skt.	B-20-A	Slide Tee Hdl.
BD-1216	1/2 Deep Skt.	B-42	Flex. handle
BD-1218	9/16 Deep Skt.	B-51	Rev. Ratchet
BD-1220	5/8 Deep Skt.	B-108	Ext. 3"
BD-1222	11/16 Deep Skt.	B-110	Ext. 5"
BD-1224	3/4 Deep Skt.	B-118	Ext. 8"
BD-1226	13/16 Deep Skt.	B-140	Univ. Jt.
BD-1228	7/8 Deep Skt.		



3/8" SQUARE DRIVE SOCKET WRENCH HANDLES AND ATTACHMENTS

Alloy Steel

Fed. Spec. GGG-W-641D-3.

Chrome-Plated

No.	Description	Std. Pkg.	Wt. Each
B-15	Speeder, revolving grip, 17" long	5	4-1/2 lbs.
B-20-A	Sliding Tee Handle, 8" long	5	1-3/4 lbs.
B-42	Flex handle, 8-1/2" long	5	3 lbs.
B-42-B	Cross Bar, flex handle, 5-1/2" long	5	1 lb.
B-51	Reversible Ratchet, 41 tooth, 8" long	1	8 oz.
B-104	Flexible extension, 8" long	5	2 lbs.
B-108	Extension, 3" long	5	1 lb.
B-110	Extension, 5" long	5	1-3/4 lbs.

Stock No.	Description	Std. Pkg.	Wt. Each
B-115	Extension, 8" long	5	2 lbs.
B-118	Extension, 12" long	5	3-1/2 lbs.
BS-130	Adapter, 3/8" handles to 1/2" sq. dr.	5	14 oz.
BS-131	Adapter, 1/2" handles to 3/8" sq. dr.	5	1 lb.
NMB-130	Adapter, 1/4" handles to 3/8" sq. dr.	5	6 oz.
NMB-131	Adapter, 3/8" handles to 1/4" sq. dr.	5	6 oz.
B-140	Universal Joint, 1-27/32" OAL	5	12 oz.
B-15-RU	Preassembled Ratchet Replacement Head	1	3 oz.

No. B-11-K SET

10 Tools in BX-84 Metal Box 11 1/4 x 2 1/2 x 1 3/8"

No.	Description	No.	Description
B-1212	3/8 12-pt. Skt.	B-1222	11/16 12-pt. Skt.
B-1214	7/16 12-pt. Skt.	B-1224	3/4 12-pt. Skt.
B-1216	1/2 12-pt. Skt.	B-42	Flex. Hdl.
B-1218	9/16 12-pt. Skt.	B-51	Rev. Ratchet
B-1220	5/8 12-pt. Skt.	B-108	Ext. 3"

No. B-10-K SET

10 Tools in BX-82 Metal Box 7 3/8 x 2 5/8 x 1 5/16"


No.	Description	No.	Description
B-608	1/4 6-pt. Skt.	B-1218	9/16 12-pt. Skt.
B-610	5/16 6-pt. Skt.	B-1220	5/8 12-pt. Skt.
B-1212	3/8 12-pt. Skt.	B-1222	11/16 12-pt. Skt.
B-1214	7/16 12-pt. Skt.	B-1224	3/4 12-pt. Skt.
B-1216	1/2 12-pt. Skt.	B-51	Rev. Ratchet

No. B-12-K SET

12 Tools in BX-84 Metal Box 11 1/4 x 2 1/2 x 1 3/8"

No.	Description	No.	Description
B-608	1/4 6-pt. Skt.	B-1220	5/8 12-pt. Skt.
B-610	5/16 6-pt. Skt.	B-1222	11/16 12-pt. Skt.
B-1212	3/8 12-pt. Skt.	B-1224	3/4 12-pt. Skt.
B-1214	7/16 12-pt. Skt.	B-1226	13/16 12-pt. Skt.
B-1216	1/2 12-pt. Skt.	B-1228	7/8 12-pt. Skt.
B-1218	9/16 12-pt. Skt.	B-42	Flex handle

FOR OTHER 3/8" SQUARE DRIVE SOCKET SETS SEE PAGE 9.



3/8" SQUARE DRIVE SOCKET WRENCHES

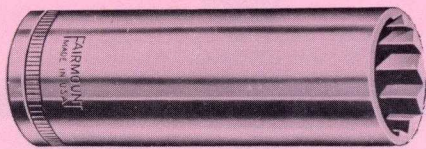
Alloy Steel — Chrome-Plated



12-POINT (DBL. HEX) REGULAR LENGTH SOCKETS

Number	Nominal Opening	Length	O.D. Socket End	Std. Pkg.	Pkg. Wt.
B-1212	3/8	1-7/64	.723	5	3 oz.
B-1214	7/16	1-7/64	.723	5	3 oz.
B-1216	1/2	1-7/64	.723	5	3 oz.
B-1218	9/16	1-7/64	.786	5	6 oz.
B-1220	5/8	1-7/64	.880	5	6 oz.
B-1222	11/16	1-7/64	.943	5	6 oz.
B-1224	3/4	1-7/64	1.005	5	8 oz.
B-1226	13/16	1-3/16	1.068	5	9 oz.
B-1228	7/8	1-1/4	1.153	5	9 oz.

Fed. Spec. GGG-W-641D-3, Type II, Class 2, Style A.



12-POINT (DBL. HEX) EXTRA DEEP SOCKETS

Number	Nominal Opening	Length	O.D. Socket End	Std. Pkg.	Pkg. Wt.
BD-1212	3/8	2-1/4	.553	5	14 oz.
BD-1214	7/16	2-1/4	.631	5	14 oz.
BD-1216	1/2	2-1/4	.715	5	14 oz.
BD-1218	9/16	2-1/4	.778	5	14 oz.
BD-1220	5/8	2-1/4	.872	5	16 oz.
BD-1222	11/16	2-1/2	.918	5	16 oz.
BD-1224	3/4	2-1/2	.988	5	20 oz.
BD-1226	13/16	2-25/32	1.055	5	20 oz.
BD-1228	7/8	2-7/8	1.153	5	22 oz.


Fed. Spec. GGG-W-641D-3, Type II, Class 2, Style B.



METRIC

Metric Openings, 6-Point Regular Sockets

Number	Nominal Opening	Nose Dia.	Length	Std. Pkg.
BM-607	7MM	.690	1-7/64	5
BM-608	8MM	.690	1-7/64	5
BM-609	9MM	.690	1-7/64	5
BM-610	10MM	.690	1-7/64	5
BM-611	11MM	.690	1-7/64	5
BM-612	12MM	.692	1-7/64	5
BM-613	13MM	.734	1-7/64	5
BM-614	14MM	.766	1-7/64	5
BM-615	15MM	.845	1-7/64	5
BM-617	17MM	.922	1-7/64	5
BM-619	19MM	1.003	1-7/64	5



12-POINT (DBL. HEX) UNIVERSAL FLEX SOCKETS

Number	Nominal Opening	Length	O.D. Socket End	Std. Pkg.	Pkg. Wt.
BU-1212	3/8	1-23/32	.553	5	12 oz.
BU-1214	7/16	1-23/32	.630	5	12 oz.
BU-1216	1/2	1-3/4	.755	5	12 oz.
BU-1218	9/16	1-25/32	.786	5	16 oz.
BU-1220	5/8	1-27/32	.880	5	16 oz.
BU-1222	11/16	1-29/32	.943	5	18 oz.
BU-1224	3/4	1-31/32	1.005	5	18 oz.

Fed. Spec. GGG-W-641D-3, Type II, Class 4.




6-POINT (SGL. HEX) REGULAR LENGTH SOCKETS

Number	Nominal Opening	Length	O.D. Socket End	Std. Pkg.	Pkg. Wt.
B-608	1/4	15/16	.375	5	3 oz.
B-610	5/16	1-7/64	.723	5	3 oz.



8-POINT (DBL. SQ.) REGULAR LENGTH SOCKETS

Number	Nominal Opening	Length	O.D. Socket End	Std. Pkg.	Pkg. Wt.
B-814	7/16	1-7/64	.723	5	6 oz.
B-816	1/2	1-7/64	.723	5	6 oz.



HEX BIT SOCKETS WITH BITS HEX BITS ONLY

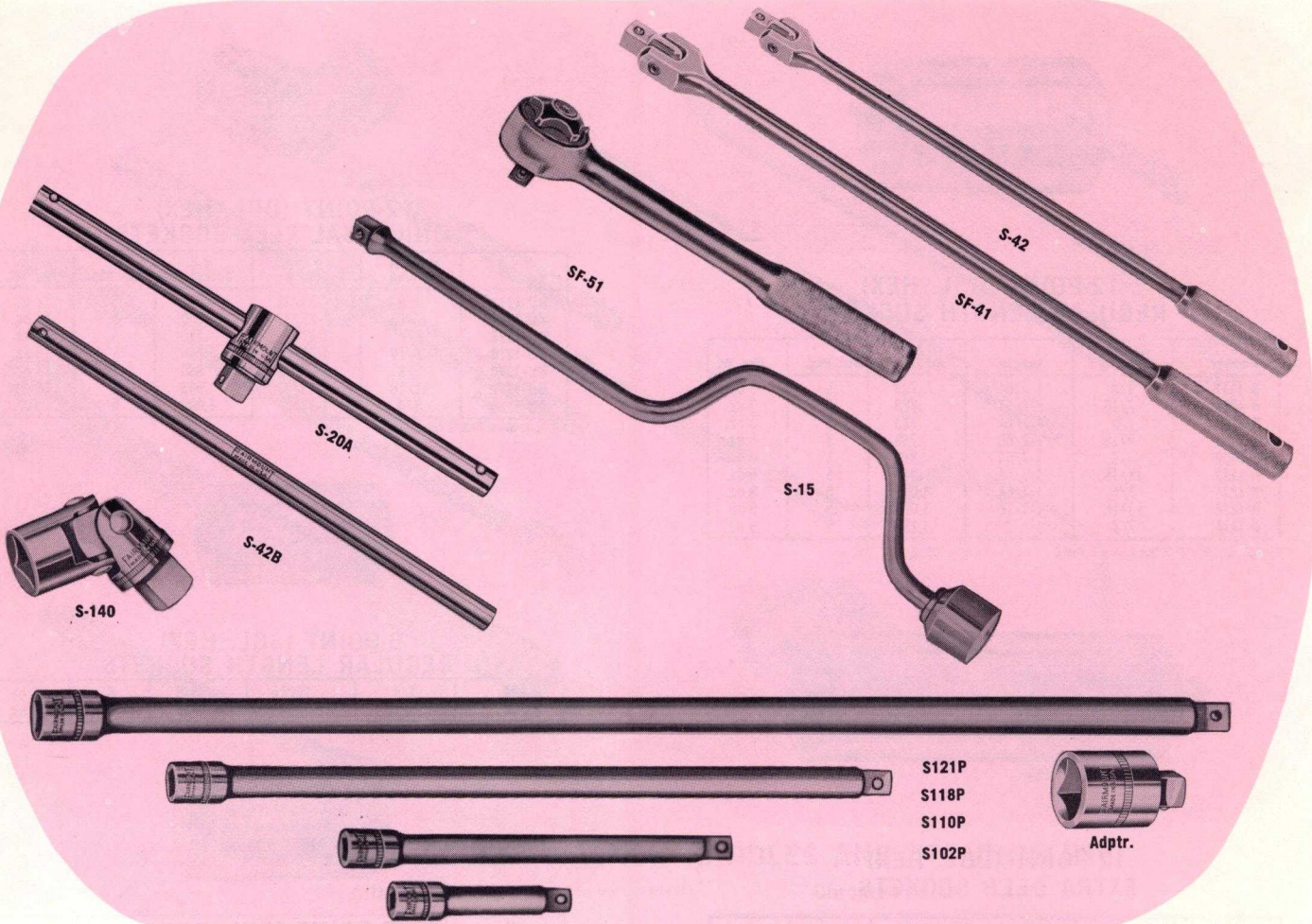
Number	Bit Size	Drive End Diameter	Overall Length	Std. Pkg.	Number	Bit Size	Overall Length
BA-5	5/32	.690	2-3/32	5	A-5-B	5/32	1-1/2
BA-6	3/16	.690	2-3/32	5	A-6-B	3/16	1-1/2
BA-7	7/32	.690	2-3/32	5	A-7-B	7/32	1-1/2
BA-8	1/4	.690	2-3/32	5	A-8-B	1/4	1-1/2
BA-10	5/16	.690	2-3/32	5	A-10-B	5/16	1-1/2
BA-12	3/8	.690	2-3/32	5	A-12-B	3/8	1-1/2

Fed. Spec. GGG-W-641D-3, Type IV, Class 3, Style A.



HEX BIT SOCKET SET No. BA-6-K

6 Socket Bits in BX-66 Metal Box
Contains: 1 ea. BA5, BA6, BA7, BA8, BA10 and BA12



1/2" SQUARE DRIVE SOCKET WRENCHES AND ATTACHMENTS

Alloy Steel

Chrome-Plated

Number	Description	Std. Pkg.	Pkg. Wt. (Lbs.)
S-15	Speeder, revolving grip, 18" long	5	9
S-20-A	Sliding Tee handle, 11" long	5	5
SF-41	Flexible Handle, Knurled grip, 18" long	5	10
S-42	Flexible Handle, Knurled grip, 12" long	5	7
S-42-B	Cross Bar for SF-41 and S-42, 11" long	5	5-1/2
SF-51	Reversible ratchet, 45 tooth, 10" long	1	1
S-102-P	Extension, 2" long	5	1-1/4
S-110-P	Extension, 5" long	5	2-1/2


Number	Description	Std. Pkg.	Pkg. Wt. (Lbs.)
S-118-P	Extension, 10" long	5	5-1/2
S-121-P	Extension, 18" long	5	7-1/2
S-140	Universal Joint, 2-17/32" overall length	5	1-3/4
SH-130	Adapter, 1/2" handles to 3/4" sq. dr.	5	.3
SH-131	Adapter, 3/4" handles to 1/2" sq. dr.	5	.4
BS-130	Adapter, 3/8" handles to 1/2" sq. dr.	5	.8
BS-131	Adapter, 1/2" handles to 3/8" sq. dr.	5	1
SF-51-RU	Preassembled ratchet replacement head		



Adptr.


1/2" SQUARE DRIVE SOCKET WRENCH SETS

Fed. Spec. GGG-W-6410-3.



No. S-16-K SET
16 Tools in BX-196 Metal Box 18 x 5 x 1 7/8"

Number	Description	Number	Description
ST-1214	7/16 12-pt. Skt.	ST-1230	15/16 12-pt. Skt.
ST-1216	1/2 12-pt. Skt.	ST-1232	1 12-pt. Skt.
ST-1218	9/16 12-pt. Skt.	S-15	Speeder
ST-1220	5/8 12-pt. Skt.	SF-41	Flex. Hdl. 18"
ST-1222	11/16 12-pt. Skt.	SF-51	Rev. Ratchet
ST-1224	3/4 12-pt. Skt.	S-110-P	Ext. 5"
ST-1226	13/16 12-pt. Skt.	S-115-P	Ext. 10"
ST-1228	3/4 12-pt. Skt.	S-140	Univ. Joint



No. S-12-K SET
12 Tools in BX-143 Metal Box 13 1/4 x 3 x 1 7/8"


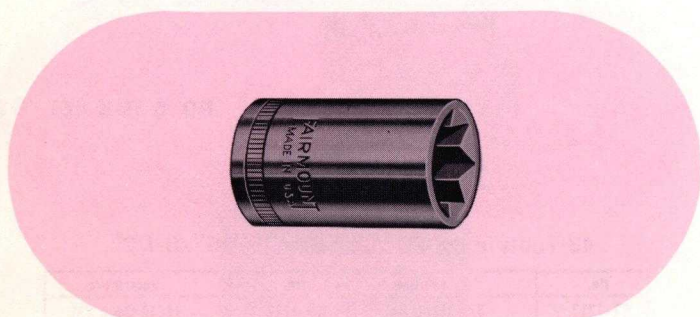
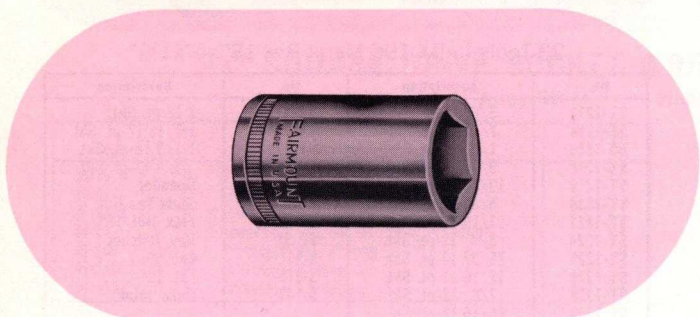

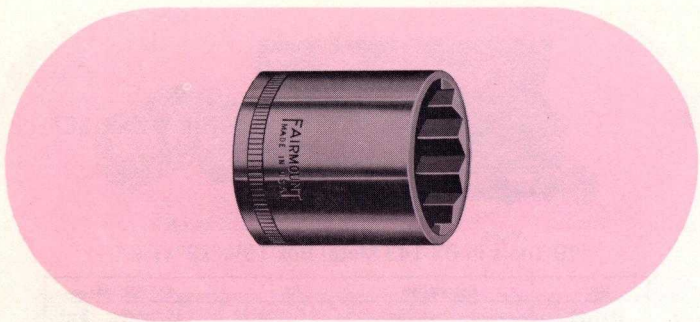
Number	Description	Number	Description
ST-1212	3/8 12-pt. Skt.	ST-1224	3/4 12-pt. Skt.
ST-1214	7/16 12-pt. Skt.	ST-1226	13/16 12-pt. Skt.
ST-1216	1/2 12-pt. Skt.	ST-1228	7/8 12-pt. Skt.
ST-1218	9/16 12-pt. Skt.	ST-1230	15/16 12-pt. Skt.
ST-1220	5/8 12-pt. Skt.	ST-1232	1 12-pt. Skt.
ST-1222	11/16 12-pt. Skt.	SF-51	Rev. Ratchet

FOR OTHER 1/2" SQ. DR. SETS SEE PAGE 14.

1/2" SQUARE DRIVE SOCKET WRENCHES

Alloy Steel

Chrome-Plated



12-POINT (DBL. HEX) REGULAR LENGTH SOCKETS

Number	Nominal Opening	Length	O. D. Socket End	Std. Pkg.	Pkg. Wt. (Lbs.)
ST-1212	3/8	1-15/32	.574	5	8 oz.
ST-1214	7/16	1-15/32	.645	5	10 oz.
ST-1216	1/2	1-15/32	.729	5	10 oz.
ST-1218	9/16	1-15/32	.815	5	1 lb.
ST-1219	19/32	1-15/32	.851	5	1 lb.
ST-1220	5/8	1-15/32	.881	5	1 lb.
ST-1221	21/32	1-15/32	.943	5	1 lb.
ST-1222	11/16	1-15/32	.965	5	1 lb.
ST-1224	3/4	1-15/32	1.050	5	1-1/4 lbs.
ST-1225	25/32	1-1/2	1.050	5	1-1/4 lbs.
ST-1226	13/16	1-9/16	1.097	5	1-1/4 lbs.
ST-1228	7/8	1-5/8	1.178	5	1-1/4 lbs.
ST-1230	15/16	1-41/64	1.237	5	1-1/4 lbs.
ST-1232	1	1-11/16	1.318	5	2 lbs.
ST-1234	1-1/16	1-3/4	1.423	5	2 lbs.
ST-1236	1-1/8	1-7/8	1.488	5	2-1/4 lbs.
ST-1238	1-3/16	1-29/32	1.594	5	2-1/2 lbs.
ST-1240	1-1/4	1-15/16	1.661	5	2-1/2 lbs.

Fed. Spec. GGG-W-641D-3, Type II, Class 2, Style A.

12-POINT (DBL. HEX) EXTRA-DEEP SOCKETS

SD-Number	Nominal Opening	Length	O. D. Socket End	Std. Pkg.	Pkg. Wt. (Lbs.)
SD-1216	1/2	3	.720	5	1-1/2 lbs.
SD-1218	9/16	3	.800	5	1-1/2 lbs.
SD-1220	5/8	3	.881	5	1-1/2 lbs.
SD-1222	11/16	3	.943	5	1-3/4 lbs.
SD-1224	3/4	3	1.018	5	2-1/2 lbs.
SD-1226	13/16	3	1.068	5	2-1/2 lbs.
SD-1228	7/8	3-1/4	1.178	5	3 lbs.
SD-1230	15/16	3-1/4	1.253	5	3-1/2 lbs.
SD-1232	1	3-1/4	1.318	5	4-1/2 lbs.
SD-1234	1-1/16	3-1/4	1.423	5	5 lbs.
SD-1236	1-1/8	3-1/4	1.488	5	5 lbs.

Fed. Spec. GGG-W-641D-3, Type II, Class 2, Style B.

6-POINT (SGL. HEX) REGULAR LENGTH SOCKETS

ST-Number	Nominal Opening	Length	O. D. Socket End	Std. Pkg.	Pkg. Wt. (Lbs.)
ST-612	3/8	1-15/32	.580	5	.53
ST-614	7/16	1-15/32	.645	5	.54
ST-616	1/2	1-15/32	.729	5	.58
ST-618	9/16	1-15/32	.814	5	.60
ST-620	5/8	1-15/32	.878	5	.64
ST-622	11/16	1-15/32	.969	5	.75
ST-624	3/4	1-15/32	1.062	5	.84
ST-626	13/16	1-9/16	1.127	5	1.06
ST-628	7/8	1-5/8	1.175	5	1.31
ST-630	15/16	1-5/8	1.234	5	1.38
ST-632	1	1-11/16	1.315	5	1.63
ST-634	1-1/16	1-3/4	1.408	5	1.63
ST-636	1-1/8	1-13/16	1.485	5	1.81
ST-640	1-1/4	1-59/64	1.658	5	2.38

8-POINT (DBL. SQ.) REGULAR LENGTH SOCKETS

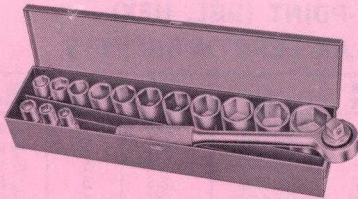
ST-Number	Nominal Opening	Length	O. D. Socket End	Std. Pkg.	Pkg. Wt. (Lbs.)
ST-810	5/16	1-1/2	.625	5	11 oz.
ST-812	3/8	1-1/2	.734	5	11 oz.
ST-814	7/16	1-15/32	.828	5	11 oz.
ST-816	1/2	1-15/32	.881	5	1 lb.
ST-818	9/16	1-15/32	.972	5	1 lb.
ST-820	5/8	1-15/32	1.068	5	1-1/4 lbs.
ST-822	11/16	1-15/32	1.972	5	1-1/2 lbs.
ST-824	3/4	1-15/32	1.237	5	1-1/2 lbs.
ST-826	13/16	1-11/16	1.391	5	2 lbs.
ST-828	7/8	1-5/8	1.423	5	2 lbs.
ST-832	1	2	1.672	5	3-1/4 lbs.

Fed. Spec. GGG-W-641D-3, Type II, Class 3.

DRAG LINE (SCREW DRIVER) SOCKETS

No.	Length	Width	Thick	Std. Pkg.	Wt.
SB-30	1-5/8	47/64	.109	5	2
SB-40	1-5/8	15/16	.150	5	2

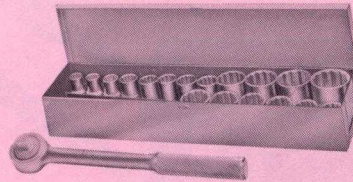
1/2" SQUARE DRIVE SOCKET WRENCH SETS



NO. S-15K SET

15 Tools in BX-143 Metal Box 13/4"x3"x17/8"


No.	Description	No.	Description
ST-612	3/8 6-pt. Skt.	ST-628	7/8 6-pt. Skt.
ST-614	7/16 6-pt. Skt.	ST-630	15/16 6-pt. Skt.
ST-616	1/2 6-pt. Skt.	ST-632	1 6-pt. Skt.
ST-618	9/16 6-pt. Skt.	ST-634	1-1/16 6-pt. Skt.
ST-620	5/8 6-pt. Skt.	ST-636	1-1/8 6-pt. Skt.
ST-622	11/16 6-pt. Skt.	ST-640	1-1/4 6-pt. Skt.
ST-624	3/4 6-pt. Skt.	SF-51	Rev. Ratchet
ST-626	13/16 6-pt. Skt.		



NO. S-20-K SET

19 Tools in BX-143 Metal Box 13/4"x3"x17/8"

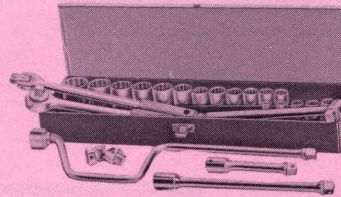
No.	Description	No.	Description
ST-1212	3/8 12-pt. Skt.	ST-1226	13/16 12-pt. Skt.
ST-1214	7/16 12-pt. Skt.	ST-1228	7/8 12-pt. Skt.
ST-1216	1/2 12-pt. Skt.	ST-1230	15/16 12-pt. Skt.
ST-1218	9/16 12-pt. Skt.	ST-1232	1 12-pt. Skt.
ST-1219	19/32 12-pt. Skt.	ST-1234	1-1/16 12-pt. Skt.
ST-1220	5/8 12-pt. Skt.	ST-1236	1-1/8 12-pt. Skt.
ST-1221	21/32 12-pt. Skt.	ST-1238	1-3/16 12-pt. Skt.
ST-1222	11/16 12-pt. Skt.	ST-1240	1-1/4 12-pt. Skt.
ST-1224	3/4 12-pt. Skt.	SF-51	Rev. Ratchet
ST-1225	25/32 12-pt. Skt.		



NO. S-51K SET

49 Tools in BX-20 Metal Box 19"x6"x6-1/2"


No.	Description	No.	Description
ST-1212	3/8 12-pt. Skt.	SD-1228	7/8 Deep Skt.
ST-1214	7/16 12-pt. Skt.	SD-1230	15/16 Deep Skt.
ST-1216	1/2 12-pt. Skt.	SD-1232	1 Deep Skt.
ST-1218	9/16 12-pt. Skt.	SD-1234	1-1/16 Deep Skt.
ST-1219	19/32 12-pt. Skt.	SD-1236	1-1/8 Deep Skt.
ST-1220	5/8 12-pt. Skt.	ST-810	5/16 8-pt. Skt.
ST-1221	21/32 12-pt. Skt.	ST-812	3/8 8-pt. Skt.
ST-1222	11/16 12-pt. Skt.	ST-814	7/16 8-pt. Skt.
ST-1224	3/4 12-pt. Skt.	ST-816	1/2 8-pt. Skt.
ST-1225	25/32 12-pt. Skt.	ST-818	9/16 8-pt. Skt.
ST-1226	13/16 12-pt. Skt.	ST-820	5/8 8-pt. Skt.
ST-1228	7/8 12-pt. Skt.	ST-822	11/16 8-pt. Skt.
ST-1230	15/16 12-pt. Skt.	ST-824	3/4 8-pt. Skt.
ST-1232	1 12-pt. Skt.	ST-826	13/16 8-pt. Skt.
ST-1234	1-1/16 12-pt. Skt.	ST-828	7/8 8-pt. Skt.
ST-1236	1-1/8 12-pt. Skt.	ST-832	1 8-pt. Skt.
ST-1238	1-3/16 12-pt. Skt.	S-15	Speeder
ST-1240	1-1/4 12-pt. Skt.	S-20-A	Slide Tee Hdl.
SD-1216	1/2 Deep Skt.	SF-41	Flex. Handle, 18"
SD-1218	9/16 Deep Skt.	SF-51	Rev. Ratchet
SD-1220	5/8 Deep Skt.	S-110-P	Ext. 5"
SD-1222	11/16 Deep Skt.	S-115-P	Ext. 10"
SD-1224	3/4 Deep Skt.	S-140	Univ. Joint
SD-1226	13/16 Deep Skt.	SB-30	Socket Bit
		SB-40	Socket Bit



NO. S-24-K SET

23 Tools in BX-196 Metal Box 18"x5"x17/8"


No.	Description	No.	Description
ST-1212	3/8 12-pt. Skt.	ST-1232	1 12-pt. Skt.
ST-1214	7/16 12-pt. Skt.	ST-1234	1-1/16 12-pt. Skt.
ST-1216	1/2 12-pt. Skt.	ST-1236	1-1/8 12-pt. Skt.
ST-1218	9/16 12-pt. Skt.	ST-1240	1-1/4 12-pt. Skt.
ST-1219	19/32 12-pt. Skt.	S-15	Speeder
ST-1220	5/8 12-pt. Skt.	S-20-A	Slide Tee Hdl.
ST-1222	11/16 12-pt. Skt.	SF-41	Flex. Hdl, 18"
ST-1224	3/4 12-pt. Skt.	SF-51	Rev. Ratchet
ST-1225	25/32 12-pt. Skt.	S-110-P	Ext. 5"
ST-1226	13/16 12-pt. Skt.	S-115-P	Ext. 10"
ST-1228	7/8 12-pt. Skt.	S-140	Univ. Joint
ST-1230	15/16 12-pt. Skt.		



NO. S-30-K SET

29 Tools in BX-20 Metal Box 19"x6"x6-1/2"

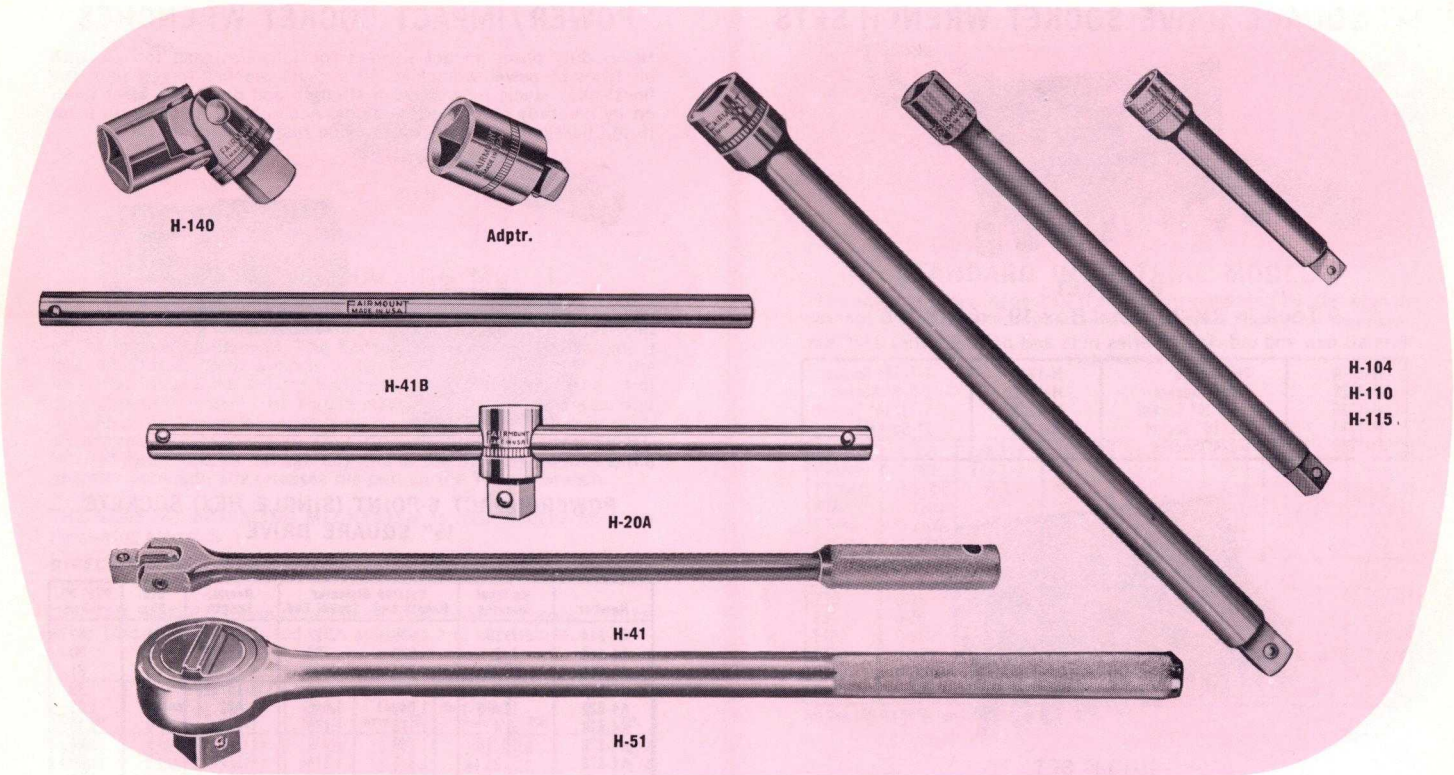
No.	Description	No.	Description
ST-1212	3/8 12-pt. Skt.	ST-1236	1-1/8 12-pt. Skt.
ST-1214	7/16 12-pt. Skt.	ST-1240	1-1/4 12-pt. Skt.
ST-1216	1/2 12-pt. Skt.	SD-1218	9/16 Deep Skt.
ST-1218	9/16 12-pt. Skt.	SD-1220	5/8 Deep Skt.
ST-1219	19/32 12-pt. Skt.	SD-1222	11/16 Deep Skt.
ST-1220	5/8 12-pt. Skt.	SD-1226	13/16 Deep Skt.
ST-1222	11/16 12-pt. Skt.	SD-1228	7/8 Deep Skt.
ST-1224	3/4 12-pt. Skt.	SD-1232	1 Deep Skt.
ST-1225	25/32 12-pt. Skt.	S-15	Speeder
ST-1226	13/16 12-pt. Skt.	S-20-A	Slide Tee Hdl.
ST-1228	7/8 12-pt. Skt.	SF-41	Flex. handle, 18"
ST-1230	15/16 12-pt. Skt.	SF-51	Rev. Ratchet
ST-1232	1 12-pt. Skt.	S-110-P	Ext. 5"
ST-1234	1-1/16 12-pt. Skt.	S-115-P	Ext. 10"
		S-140	Univ. Joint



NO. S-45-K SET

43 Tools in BX-20 Metal Box 19"x6"x6-1/2"

No.	Description	No.	Description
ST-1212	3/8 12-pt. Skt.	SD-1222	11/16 Deep Skt.
ST-1214	7/16 12-pt. Skt.	SD-1224	3/4 Deep Skt.
ST-1216	1/2 12-pt. Skt.	SD-1226	13/16 Deep Skt.
ST-1218	9/16 12-pt. Skt.	SD-1228	7/8 Deep Skt.
ST-1219	19/32 12-pt. Skt.	SD-1230	15/16 Deep Skt.
ST-1220	5/8 12-pt. Skt.	SD-1232	1 Deep Skt.
ST-1221	21/32 12-pt. Skt.	SD-1234	1-1/16 Deep Skt.
ST-1222	11/16 12-pt. Skt.	SD-1236	1-1/8 Deep Skt.
ST-1224	3/4 12-pt. Skt.	ST-816	1/2 8-pt. Skt.
ST-1225	25/32 12-pt. Skt.	ST-818	9/16 8-pt. Skt.
ST-1226	13/16 12-pt. Skt.	ST-820	5/8 8-pt. Skt.
ST-1228	7/8 12-pt. Skt.	ST-822	11/16 8-pt. Skt.
ST-1230	15/16 12-pt. Skt.	ST-824	3/4 8-pt. Skt.
ST-1232	1 12-pt. Skt.	S-15	Speeder
ST-1234	1-1/16 12-pt. Skt.	S-20-A	Slide Tee Hdl.
ST-1236	1-1/8 12-pt. Skt.	SF-41	Flex. handle, 18"
ST-1238	1-3/16 12-pt. Skt.	SF-51	Rev. Ratchet
ST-1240	1-1/4 12-pt. Skt.	S-110-P	Ext. 5"
SD-1216	1/2 Deep Skt.	S-115-P	Ext. 10"
SD-1218	9/16 Deep Skt.	S-140	Univ. Joint
SD-1220	5/8 Deep Skt.	SB-30	Socket Bit
		SB-40	Socket Bit



3/4" SQUARE DRIVE SOCKET WRENCH HANDLES and ATTACHMENTS

Alloy Steel Heavy Duty Chrome-Plated

No.	Description	Wt. Ea.
H-20-A	Sliding Tee Handle, 17" long	2.7
H-41	Flex. Handle, 21" long	4.1
H-41-B	Cross Bar, flex. handle, 11" long	1.7
H-51	Reversible Ratchet, 61 teeth, 21" long	5.4
H-104	Extension, 3-1/2" long	.9
H-110	Extension, 8" long	1.5
H-115	Extension, 16" long	2.8

No.	Description	Wt. Ea.
H-140	Universal Joint, 3-3/16" OAL	1.2
SH-130	Adapter, 1/2" sq. dr. handles to 3/4" sq. dr.	.3
SH-131	Adapter, 3/4" sq. dr. handles to 1/2" sq. dr.	.4
HNX-130	Adapter, 3/4" sq. dr. handles to 1" sq. dr.	1.1
HNX-131	Adapter, 1" sq. dr. handles to 3/4" sq. dr.	.9
H-51-RU	Reversible Ratchet Replacement Head	.5

Fed. Spec. GGG-W-641D-3.

12-Point (Double Hex) Regular Length Sockets

Number	Nominal Opening	Length	O. D. Socket End	Std. Pkg.	Pkg. Wt. Lbs.
H-1228	7/8	1-15/16	1.223	5	1-1/2
H-1230	15/16	1-15/16	1.293	5	1-1/2
H-1232	1	2	1.378	5	2
H-1234	1-1/16	2-1/16	1.438	5	2-1/2
H-1236	1-1/8	2-1/8	1.508	5	3
H-1238	1-3/16	2-1/8	1.613	5	4
H-1240	1-1/4	2-3/16	1.688	5	5
H-1242	1-5/16	2-3/16	1.738	5	5
H-1244	1-3/8	2-3/16	1.818	5	5-1/2
H-1246	1-7/16	2-1/4	1.883	5	5-1/2
H-1248	1-1/2	2-5/16	1.973	5	6
H-1250	1-9/16	2-9/16	2.125	5	6
H-1252	1-5/8	2-3/8	2.163	5	7
H-1254	1-11/16	2-7/16	2.228	5	7-1/2
H-1256	1-3/4	2-1/2	2.313	5	8
H-1258	1-13/16	2-13/16	2.383	5	8
H-1260	1-7/8	2-7/8	2.473	5	9-1/2
H-1264	2	3	2.603	5	11
H-1266	2-1/16	3-1/16	2.653	5	11-1/2
H-1268	2-1/8	3-1/16	2.853	5	12-1/2
H-1270	2-3/16	3-1/8	2.973	5	14
H-1272	2-1/4	3-3/16	2.973	5	16
H-1276	2-3/8	3-1/4	3.238	5	18

Fed. Spec. GGG-W-641D-3, Type II, Class 2, Style A.

FOR 3/4" SQUARE DRIVE SOCKET WRENCH SETS
SEE PAGE 16



3/4" SQUARE DRIVE SOCKET WRENCH SETS




H-9-K SET

9 Tools in BX-20 Metal Box 19"x6"x6-1/2"

Fits all new and old Heavy Series nuts and bolts 1/2" thru 1 1/4" dia.

H-20-A	Tee handle	H-1246	1-7/16" Socket
H-1228	7/8" Socket	H-1252	1-5/8" Socket
H-1230	15/16" Socket	H-1258	1-13/16" Socket
H-1234	1-1/16" Socket	H-1264	2" Socket
H-1240	1-1/4" Socket		

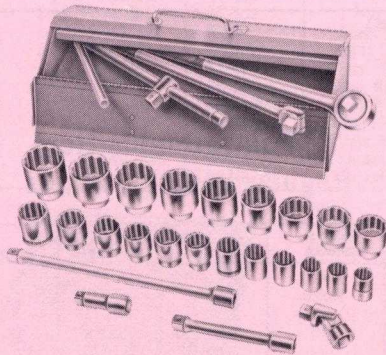


H-13-K SET

13 Tools in BX-20 Metal Box 19"x6"x6-1/2"

Fits all new and old regular and heavy Series hex nuts and bolts 5/8" thru 1 1/8" dia. and all finished series hex nuts and bolts and hex head cap screws 3/4" thru 1 1/8".

H-1232	1" Socket	H-1252	1-5/8" Socket
H-1234	1-1/16" Socket	H-1254	1-11/16" Socket
H-1236	1-1/8" Socket	H-1258	1-13/16" Socket
H-1240	1-1/4" Socket	H-20-A	Slide Tee handle
H-1242	1-5/16" Socket	H-110	Extension, 8"
H-1246	1-7/16" Socket	H-115	Ext., 15-1/2"
H-1248	1-1/2" Socket		



H-30-K SET


30 Tools in BX-21 Metal Case 21"x8 1/2"x7 1/4"

Range of socket sizes to fit all new and old heavy series nuts and bolts 1/2" thru 1 1/4" dia. and most regular and finished series nuts and bolts and hex head cap screws 5/8" thru 1 1/4" dia.

H-20-A	Tee handle	H-1242	1-5/16" Socket
H-41	Flex. handle	H-1244	1-3/8" Socket
H-41-B	Cross Bar	H-1246	1-7/16" Socket
H-51	Rev. Ratchet	H-1248	1-1/2" Socket
H-104	3-1/2" Ext.	H-1250	1-9/16" Socket
H-110	8" Ext.	H-1252	1-5/8" Socket
H-115	16" Ext.	H-1254	1-11/16" Socket
H-140	Univ. Jt.	H-1256	1-3/4" Socket
H-1228	7/8" Socket	H-1258	1-13/16" Socket
H-1230	15/16" Socket	H-1260	1-7/8" Socket
H-1232	1" Socket	H-1264	2" Socket
H-1234	1-1/16" Socket	H-1266	2-1/16" Socket
H-1236	1-1/8" Socket	H-1268	2-1/8" Socket
H-1238	1-3/16" Socket	H-1270	2-3/16" Socket
H-1240	1-1/4" Socket	H-1272	2-1/4" Socket

POWER/IMPACT SOCKET WRENCHES

Heavy duty power-impact sockets specially designed for use with all types of power wrenches. All sockets are hot forged from the finest alloy steels for maximum strength and durability. Heat treated by carefully controlled methods. Accurately broached six point (6 pt.) hexagon openings. Black oxide rust-resistant finish.



POWER-IMPACT 6-POINT (SINGLE HEX) SOCKETS 1/2" SQUARE DRIVE

Fed. Spec. GGG-W 660-5, Type I, Class 1, Style A.

Number	Nominal Opening	Outside Diameter	Socket End	Overall Length	Std. Pkg.	Pkg. Wt. (Lbs.)
A4-614	7/16	.935	.717	1-15/32	5	.69
A4-616	1/2	.970	.799	1-15/32	5	.80
A4-618	9/16	.970	.869	1-15/32	5	.81
A4-620	5/8	.970	.970	1-15/32	5	.89
A4-622	11/16	1.048	1.048	1-1/2	5	1.05
A4-624	3/4	1.175	1.175	1-1/2	5	1.46
A4-626	13/16	1.230	1.230	1-1/2	5	1.54
A4-628	7/8	1.315	1.315	1-1/2	5	1.85
A4-630	15/16	1.382	1.382	1-5/8	5	2.19
A4-632	1	1.485	1.485	1-5/8	5	2.47
A4-634	1-1/16	1.530	1.530	1-5/8	5	2.89

POWER-IMPACT 6-POINT (SINGLE HEX) SOCKETS 3/4" SQUARE DRIVE

Fed. Spec. GGG-W 660-5, Type I, Class 1, Style A.

Number	Nominal Opening	Outside Diameter	Socket End	Overall Length	Std. Pkg.	Pkg. Wt. (Lbs.)
6-624	3/4	1.625	1.242	2-1/8	5	3.19
6-626	13/16	1.625	1.369	2-1/8	5	3.38
6-628	7/8	1.625	1.625	2-1/8	5	4.06
6-630	15/16	1.625	1.625	2-1/8	5	3.94
6-632	1	1.625	1.625	2-1/8	5	4.00
6-634	1-1/16	1.755	1.688	2-1/8	5	4.40
6-636	1-1/8	1.755	1.755	2-1/8	5	4.50
6-638	1-3/16	1.875	2.000	2-1/8	5	5.94
6-640	1-1/4	1.875	2.063	2-1/8	5	6.43
6-642	1-5/16	1.875	2.090	2-1/4	5	6.50
6-644	1-3/8	1.875	2.125	2-1/4	5	6.44
6-646	1-7/16	1.875	2.252	2-1/4	5	6.94
6-648	1-1/2	1.875	2.310	2-1/2	5	8.13




H-20K SET

20 Tools in BX-21 Metal Case 21"x8 1/2"x7 1/4"

Fits all old and new regular and heavy series nuts and bolts 5/8" thru 1 1/4" dia. and all finished series nuts and hex head cap screws 3/4" thru 1 1/4" dia.

H-20-A	Tee handle	H-1236	1-1/8" Socket
H-41	Flex. handle	H-1240	1-1/4" Socket
H-41-B	Cross Bar	H-1242	1-5/16" Socket
H-51	Rev. Ratchet	H-1246	1-7/16" Socket
H-104	3-1/2" Ext.	H-1248	1-1/2" Socket
H-110	8" Ext.	H-1252	1-5/8" Socket
H-115	16" Ext.	H-1254	1-11/16" Socket
H-140	Univ. Jt.	H-1258	1-13/16" Socket
H-1232	1" Socket	H-1260	1-7/8" Socket
H-1234	1-1/16" Socket	H-1264	2" Socket

FAIRMOUNT-STURTEVANT TORQUE WRENCHES



SENSORY SIGNALLING MODEL

The "S" model Torque wrenches are equipped with the patented Sensory signaling mechanism which functions entirely independent of the measuring element. The Sensory mechanism (1st) sounds a distinct CLICK, (2nd) imparts a strong, definite IMPULSE to the hand the instant the pre-set (desired) Torque is applied and (3rd) may be read by SIGHT. The Torque may be easily seen as the pointer indicates the Torque being applied on a legible scale that is readable from all working angles. Thus, through three (3) senses, SIGHT, SOUND and FEEL, or through any one of the Sensory impulses, the operator automatically releases his pull on the Torque wrench.

THE SENSORY SIGNALING MECHANISM is independent from the measuring element.

DIRECT READING SCALE permits on-the-job re-check of the pre-set Torque.

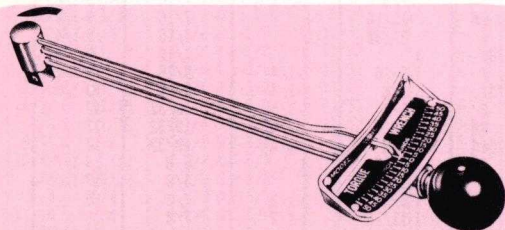
PIVOTED HANDLE permits accurate and correct Torque control when Torque wrench is used with adapters and extensions.

Inch Pounds

Number	Torque Cap.	Sq. Dr.	Grad. Steps	Lever Arm Lgth.	Pull Req. Max Scale	OAL	Wt.
S300-1	0-300	3/8-1/2	12-1/2	13-1/2	22.2	16	2-3/4
S600-1	0-600	3/8-1/2	25	13-1/2	44.4	16	2-3/4
S1200-1	0-1200	1/2	50	15	80.0	17-1/2	2-3/4
S1800-1	0-1800	1/2	50	18	100.0	20-9/16	3-3/4
S2400-1	0-2400	3/4	50	24	100.0	28-1/8	7-3/4
S3600-1	0-3600	3/4	100	30	120.0	24-1/4	10-3/4

Foot Pounds

S25	0-25	3/8-1/2	1	13-1/2	22.2	16	2-3/4
S50	0-50	3/8-1/2	2-1/2	13-1/2	44.4	16	2-3/4
S100	0-100	1/2	5	15	80.0	17-1/2	2-3/4
S150	0-150	1/2	5	18	100.0	20-9/16	3-3/4
S200	0-200	1/2	5	24	100.0	28-1/8	7-3/4
S300	0-300	3/4	10	30	120.0	34-1/4	10-3/4
S600	0-600	3/4	25	60	120.0	64-1/4	17



DOUBLE ROUND BEAM MODEL

Service model torque wrenches.


Inch Pounds

DR25-I	0-25	1	3/8	8-17/32†	2.9	9-13/32	3/4
DR50-I	0-50	2-1/2	3/8	8-17/32†	5.8	9-13/32	3/4
DR100-I	0-100	5	3/8	9-9/16†	11.0	10-3/8	3/4
DR200-I	0-200	10	3/8	10-3/8†	19.9	11-1/4	3/4
DR300-I	0-300	12-1/2	3/8-1/2	12-9/16†	23.8	14-7/8	3/4

Foot Pounds

DR25	0-25	1	3/8-1/2	12-9/16†	23.8	14-7/8	3/4
DR300	0-300	10	3/4	30	120	32-3/4	7-1/2

†ed. Spec. GGG-W-00686A, Type I, Class 1, Style A.



STANDARD INDUSTRIAL MODEL

The same in every respect as the Sensory signalling Torque wrench except that it is not equipped with the Sensory Signalling mechanism.

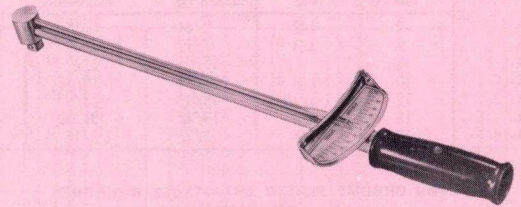
Inch Pounds

F300-1	0-300	3/8-1/2	12-1/2	13-1/2	22.2	16	2-3/4
F600-1	0-600	3/8-1/2	25	13-1/2	44.4	16	2-3/4
F1200-1	0-1200	1/2	50	15	80.0	17-1/2	2-3/4
F1800-1	0-1800	1/2	50	18	100.0	20-9/16	3-3/4
F2400-1	0-2400	3/4	50	24	100.0	28-1/8	7-3/4
F3600-1	0-3600	3/4	100	30	120.0	34-1/4	10-3/4

Foot Pounds

F25	0-25	3/8-1/2	1	13-1/2	22.2	16	2-3/4
F50	0-50	3/8-1/2	2-1/2	13-1/2	44.4	16	2-3/4
F100	0-100	1/2	5	15	80.0	17-1/2	2-3/4
F150	0-150	1/2	5	18	100.0	20-9/16	3-3/4
F200	0-200	3/4	5	24	100.0	28-1/8	7-3/4
F300	0-300	3/4	10	30	120.0	34-1/4	10-3/4

Fed. Spec. GGG-W-00686A, Type I, Class 1, Style A.



ROUND BEAM MODEL

The "R" model Torque wrench features the special round bar measuring element. Designed for service work in close quarters.

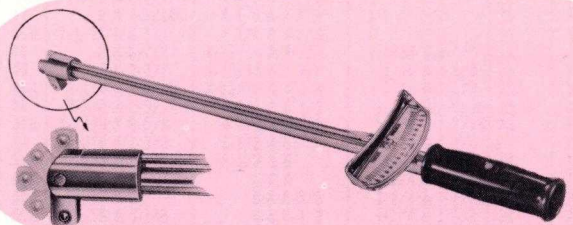
Inch Pounds

R600-I	0-600	3/8-1/2	25	13-5/16†	45.1	15-11/16	1
R1200-I	0-1200	1/2	50	17-1/4†	72.2	19-5/8	1-1/2
R1800-I	0-1800	1/2	50	6-15/16†	107.9	19-3/8	2-1/8
R2400-I	0-2400	1/2	100	19-3/4†	124.7	21-3/4	2-1/4

Foot Pounds

R50	0-50	3/8-1/2	2-1/2	13-5/16†	45.1	15-11/16	1
R100	0-100	1/2	5	17-1/4†	72.2	19-5/8	1-1/2
R150	0-150	1/2	5	16-15/16†	107.9	19-3/8	2-1/8
R200	0-200	1/2	10	19-3/4†	124.7	21-3/4	2-1/4

Fed. Spec. GGG-W-00686A, Type I, Class 1, Style A.



SWIVEL HEAD MODEL

A floating control drive head wrench. A **MUST** for the professional mechanic.

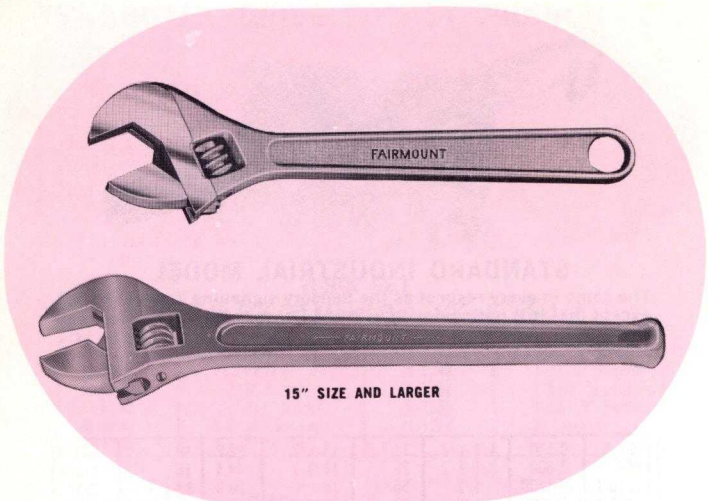
Inch Pounds

DDR600-I	0-600	3/8	25	14-15/16†	45.1	16-1/16	1
----------	-------	-----	----	-----------	------	---------	---

Foot Pounds

DDR150	0-150	1/2	5	18-3/8†	100.0	20-1/2	1-1/2
--------	-------	-----	---	---------	-------	--------	-------

†Measure when computing for use with adapters and extensions.



15" SIZE AND LARGER

22½° ANGLE ADJUSTABLE WRENCHES
Industrial Black Finish

Drop forged. Precision machined and heat treated. Provide exceptional strength for heavy duty work yet are thin enough for close quarter work.


Number	Size Inch	Cap Inch	Thickness Jaw Tip	Head Extreme	Wt. Ea.
A-4-T	4	1/2	9/64	5/16	.11
A-6-T	6	3/4	7/32	3/8	.27
A-8-T	8	1	17/64	1/2	.52
A-10-T	10	1-1/8	23/64	19/32	.90
A-12-T	12	1-5/16	15/32	23/32	1.6
A-15-T	15	1-3/4	19/32	31/32	3.6
A-18-T	18	2-1/6	23/32	1-3/16	6.0

FOR CHROME PLATED ADJUSTABLE WRENCHES
SEE PAGE 1

REPLACEMENT PARTS

Wrench Size	Jaw No.	Set No.*	Wrench Size	Jaw No.	Set No.*
4	A-4-T1	A-4-T2	12	A-12-T1	A-12-T2
6	A-6-T1	A-6-T2	15	A-15-T1	A-15-T2
8	A-8-T1	A-8-T2	18	A-18-T1	A-18-T2
10	A-10-T1	A-10-T2	24	A-24-T1	A-24-T2

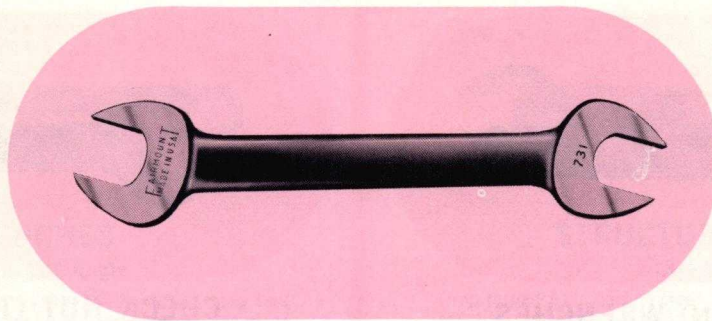
Note: Consists of knurl, pin and spring.



OPEN END (Engineers') WRENCHES
Single Head — 15° Angle

Drop forged from high grade carbon steel. Heat treated. Openings milled to standard industry tolerances. No. 11 and larger have tapered handles. Sizes stamped on handles. Black japanned body with bright polished faces.

Number	Nominal Openings	Diameter of Head	Thickness of Head	Overall Length	Weight Each — Lbs.
S-000	3/16	1/2	1/8	2-7/8	.07
S-00	1/4	1/2	1/8	2-7/8	.07
00	5/16	5/8	3/16	3-1/2	.08
700	3/8	13/16	9/32	4	.12
0	13/32	13/16	9/32	4	.12
701	7/16	1	5/16	4-5/8	.16
1	1/2	1	5/16	4-5/8	.16
702	9/16	1-3/16	5/16	5-1/2	.19
2	19/32	1-3/16	5/16	5-1/2	.19
703	5/8	1-3/8	11/32	6-3/8	.25
3	11/16	1-3/8	11/32	6-3/8	.25
704	3/4	1-9/16	3/8	7-1/4	.37
4	25/32	1-9/16	3/8	7-1/4	.37
705	13/16	1-3/4	7/16	8-1/8	.50
5	7/8	1-3/4	7/16	8-1/8	.50
6A	15/16	2	7/16	9-1/4	.75
6	31/32	2	7/16	9-1/4	.75
706	1	2	7/16	9-1/4	.75
7	1-1/16	2-1/4	9/16	10-1/2	1.2
707	1-1/8	2-1/4	9/16	10-1/2	1.2
8	1-1/4	2-3/4	19/32	12	2.0
8A	1-5/16	2-3/4	19/32	12	2.0
708A	1-3/8	2-3/4	19/32	12	2.0
9	1-7/16	3	5/8	13-1/2	2.2
709	1-1/2	3	5/8	13-1/2	2.2
10	1-5/8	3-1/2	7/8	15	3.5
10A	1-11/16	3-1/2	7/8	15	3.5
11	1-13/16	3-3/4	15/16	16-1/2	4.7
11A	1-7/8	3-3/4	15/16	16-1/2	4.7
12	2	4-1/8	1	18-1/4	6.2
12A	2-1/16	4-1/8	1	18-1/4	6.2
13	2-3/16	4-1/2	1-1/16	20	7.5
13A	2-1/4	4-1/2	1-1/16	20	7.5
14	2-3/8	4-5/8	1-1/8	22	9.6
14A	2-7/16	4-5/8	1-1/8	22	9.6
15	2-9/16	5-1/4	1-3/16	24	13.2
15A	2-5/8	5-1/4	1-3/16	24	13.2
16	2-3/4	6	1-1/4	27	16.0
16B	2-13/16	6	1-1/4	27	16.0
16A	2-15/16	6	1-1/4	27	16.0
17A	3	6-3/8	1-1/2	30	23.7
17	3-1/8	6-3/8	1-1/2	30	23.7
18A	3-3/8	7-1/2	1-5/8	34	31.6
18	3-1/2	7-1/2	1-5/8	34	31.6
19B	3-3/4	8	1-3/4	37	33.0
19	3-7/8	8	1-3/4	37	33.0
19C	4-1/8	8	1-3/4	37	32.5
19A	4-1/4	8	1-3/4	37	32.0
20B	4-1/2	10-1/4	1-7/8	42	50.5
20	4-5/8	10-1/4	1-7/8	42	50.5
20A	5	10-1/4	1-7/8	42	50.4
21A	5-3/8	12-3/8	2-1/2	47	90.5
21B	5-3/4	12-3/8	2-1/2	47	90.5
21C	6-1/8	12-3/8	2-1/2	47	85
22A	6-7/8	15-1/4	3	52	156
22B	7-5/8	15-1/4	3	52	149




OPEN END (Engineers') WRENCHES

Double Head - 15° Angle

Drop forged from high grade carbon steel. Heat treated. Openings milled to standard industry tolerances. Wrenches with special openings or bends furnished to order in quantities. Sizes stamped. Black japanned body with bright polished faces.

Number	Nominal Openings	Diameter of Heads	Thickness of Heads	Overall Length	Weight Each - Lbs.
720	1/4 & 5/16	1/2 & 5/8	3/16	2-7/8	.05
721	5/16 & 3/8	5/8 & 13/16	1/4	4	.07
21	5/16 & 13/32	5/8 & 13/16	1/4	4	.07
722	5/16 & 7/16	27/32 & 1-1/32	9/32	4-5/8	.12
22	5/16 & 1/2	27/32 & 1-1/32	9/32	4-5/8	.12
723	3/8 & 7/16	27/32 & 1-1/32	9/32	4-5/8	.12
723A	3/8 & 1/2	27/32 & 1-1/32	9/32	4-5/8	.12
23	13/32 & 1/2	27/32 & 1-1/32	9/32	4-5/8	.12
724	3/8 & 9/16	1 & 1-1/4	5/16	5-1/2	.25
24	13/32 & 19/32	1 & 1-1/4	5/16	5-1/2	.25
725	7/16 & 1/2	1 & 1-1/4	5/16	5-1/2	.25
725A	7/16 & 9/16	1 & 1-1/4	5/16	5-1/2	.25
25A	7/16 & 5/8	1 & 1-1/4	5/16	5-1/2	.25
725B	1/2 & 9/16	1 & 1-1/4	5/16	5-1/2	.25
25	1/2 & 19/32	1 & 1-1/4	5/16	5-1/2	.25
726	1/2 & 5/8	1-1/4 & 1-3/8	11/32	6-1/2	.31
26	1/2 & 11/16	1-1/4 & 1-3/8	11/32	6-1/2	.31
727	9/16 & 5/8	1-1/4 & 1-3/8	11/32	6-1/2	.31
27C	9/16 & 11/16	1-1/4 & 1-3/8	11/32	6-1/2	.31
27	19/32 & 11/16	1-1/4 & 1-3/8	11/32	6-1/2	.31
27B	5/8 & 11/16	1-1/4 & 1-3/8	11/32	6-1/2	.31
728	9/16 & 3/4	1-3/8 & 1-5/8	3/8	7-1/2	.50
28	19/32 & 25/32	1-3/8 & 1-5/8	3/8	7-1/2	.50
28S	5/8 & 25/32	1-3/8 & 1-5/8	3/8	7-1/2	.50
729	5/8 & 3/4	1-3/8 & 1-5/8	3/8	7-1/2	.50
29B	11/16 & 3/4	1-3/8 & 1-5/8	3/8	7-1/2	.50
29	11/16 & 25/32	1-3/8 & 1-5/8	3/8	7-1/2	.50
29C	11/16 & 13/16	1-3/8 & 1-5/8	3/8	7-1/2	.50
730	5/8 & 13/16	1-5/8 & 1-3/4	3/8	8-1/2	.62
730A	5/8 & 7/8	1-5/8 & 1-3/4	3/8	8-1/2	.62
30	11/16 & 7/8	1-5/8 & 1-3/4	3/8	8-1/2	.62
731	3/4 & 13/16	1-5/8 & 1-3/4	3/8	8-1/2	.62
731A	3/4 & 7/8	1-5/8 & 1-3/4	3/8	8-1/2	.62
31B	25/32 & 13/16	1-5/8 & 1-3/4	3/8	8-1/2	.62
31	25/32 & 7/8	1-5/8 & 1-3/4	3/8	8-1/2	.62
731B	13/16 & 7/8	1-5/8 & 1-3/4	3/8	8-1/2	.62
32	25/32 & 31/32	1-3/4 & 2	7/16	9-1/2	.87
32B	13/16 & 15/16	1-3/4 & 2	7/16	9-1/2	.87
32A	3/4 & 1	1-3/4 & 2	7/16	9-1/2	.87
732	13/16 & 1	1-3/4 & 2	7/16	9-1/2	.87
33A	7/8 & 15/16	1-3/4 & 2	7/16	9-1/2	.87
33	7/8 & 31/32	1-3/4 & 2	7/16	9-1/2	.87
733	7/8 & 1	1-3/4 & 2	7/16	9-1/2	.87
33C	15/16 & 1	1-3/4 & 2	7/16	9-1/2	.87
34	7/8 & 1-1/16	2 & 2-1/4	1/2	10-3/4	1.2
734	7/8 & 1-1/8	2 & 2-1/4	1/2	10-3/4	1.2
34A	15/16 & 1-1/16	2 & 2-1/4	1/2	10-3/4	1.2
35	31/32 & 1-1/16	2 & 2-1/4	1/2	10-3/4	1.2
735	1 & 1-1/18	2 & 2-1/4	1/2	10-3/4	1.2
36	31/32 & 1-1/4	2-1/4 & 2-9/16	9/16	12	1.7
736	1 & 1-1/4	2-1/4 & 2-9/16	9/16	12	1.7

Number	Nominal Openings	Diameter of Heads	Thickness of Heads	Overall Length	Weight Each - Lbs.
36B	1-1/16 & 1-1/8	2-1/4 & 2-9/16	9/16	12	1.7
37	1-1/16 & 1-1/4	2-1/4 & 2-9/16	9/16	12	1.7
737	1-1/8 & 1-1/4	2-1/4 & 2-9/16	9/16	12	1.7
37A	1-1/8 & 1-5/16	2-1/4 & 2-9/16	9/16	12	1.7
738	1-1/8 & 1-3/8	2-9/16 & 3	19/32	13-1/2	2.5
38	1-1/16 & 1-7/16	2-9/16 & 3	19/32	13-1/2	2.5
38A	1-1/8 & 1-1/2	2-9/16 & 3	19/32	13-1/2	2.5
739	1-1/4 & 1-3/8	2-9/16 & 3	19/32	13-1/2	2.5
39B	1-1/4 & 1-5/16	2-9/16 & 3	19/32	13-1/2	2.5
39	1-1/4 & 1-7/16	2-9/16 & 3	19/32	13-1/2	2.5
739A	1-1/4 & 1-1/2	2-9/16 & 3	19/32	13-1/2	2.5
739B	1-3/8 & 1-1/2	2-9/16 & 3	19/32	13-1/2	2.5
39A	1-5/16 & 1-1/2	2-9/16 & 3	19/32	13-1/2	2.5
39C	1-3/8 & 1-7/16	2-9/16 & 3	19/32	13-1/2	2.5
40	1-1/4 & 1-5/8	2-7/8 & 3-3/8	3/4	15-3/4	3.5
40A	1-5/16 & 1-11/16	2-7/8 & 3-3/8	3/4	15-3/4	3.5
41	1-7/16 & 1-5/8	2-7/8 & 3-3/8	3/4	15-3/4	3.5
41B	1-1/2 & 1-5/8	2-7/8 & 3-3/8	3/4	15-3/4	3.5
42	1-7/16 & 1-13/16	3-3/8 & 4	13/16	17-3/4	5.3
42A	1-1/2 & 1-11/16	3-3/8 & 4	13/16	17-3/4	5.3
42B	1-1/2 & 1-7/8	3-3/8 & 4	13/16	17-3/4	5.3
43	1-5/8 & 1-13/16	3-3/8 & 4	13/16	17-3/4	5.3
44	1-5/8 & 2	3-3/4 & 4-1/8	7/8	19-1/2	6.8
44A	1-11/16 & 1-7/8	3-3/4 & 4-1/8	7/8	19-1/2	6.8
45	1-13/16 & 2	3-3/4 & 4-1/8	7/8	19-1/2	6.8
45A	1-7/8 & 2-1/16	3-3/4 & 4-1/8	7/8	19-1/2	6.8
46	1-13/16 & 2-3/16	4-1/8 & 4-5/8	1	21	11.5
46A	1-11/16 & 2-1/4	4-1/8 & 4-5/8	1	21	11.5
47A	1-7/8 & 2-1/4	4-1/8 & 4-5/8	1	21	11.5
47	2 & 2-3/16	4-1/8 & 4-5/8	1	21	11.5
47B	2-1/16 & 2-1/4	4-1/8 & 4-5/8	1	21	11.5
48	2 & 2-3/8	4-13/16 & 4-7/8	1-1/16 & 1-1/8	23	13.
49	2-3/16 & 2-3/8	4-13/16 & 4-7/8	1-1/16 & 1-1/8	23	11.9
49A	2-1/4 & 2-7/16	4-13/16 & 4-7/8	1-1/16 & 1-1/8	23	12.2
51	2-3/8 & 2-9/16	4-7/8 & 5-1/2	1-1/8 & 1-3/16	25	13.3
51A	2-7/16 & 2-5/8	4-7/8 & 5-1/2	1-1/8 & 1-3/16	25	12.8
53	2-9/16 & 2-3/4	5-1/2 & 6	1-3/16 & 1-1/4	27	16.7
53A	2-5/8 & 2-13/16	5-1/2 & 6	1-3/16 & 1-1/4	27	16.
54C	2-3/4 & 2-15/16	6 & 6	1-1/4 & 1-1/4	30	21.5
55A	2-13/16 & 3	6 & 6-3/8	1-1/4 & 1-1/2	32	24.
55B	2-15/16 & 3-1/8	6 & 6-3/8	1-1/4 & 1-1/2	32	22.6
57	3 & 3-3/8	6-3/8 & 7-1/2	1-1/2 & 1-5/8	36	31.5
57B	3-1/8 & 3-1/2	6-3/8 & 7-1/2	1-1/2 & 1-5/8	36	30.
58A	3-3/8 & 3-3/4	7-1/2 & 8	1-5/8 & 1-3/4	38	35.6
58	3-1/2 & 3-7/8	7-1/2 & 8	1-5/8 & 1-3/4	38	34.
60A	3-3/4 & 4-1/8	8 & 8	1-3/4 & 1-3/4	40	42.5
60	3-7/8 & 4-1/4	8 & 8	1-3/4 & 1-3/4	40	41.
62A	4-1/8 & 4-1/2	8-3/4 & 10-1/4	1-5/8 & 1-7/8	43	67.
62	4-1/4 & 4-5/8	8-3/4 & 10-1/4	1-5/8 & 1-7/8	43	67.
63A	4-5/8 & 5	10-1/4 & 10-1/4	1-7/8 & 1-7/8	47	76.
64A	5 & 5-3/8	10-1/4 & 12-3/8	1-7/8 & 2-1/2	47	118.




CHECK NUT (THIN) WRENCHES

Single Head — 15° Angle

For Check, Jam or Lock Nuts, etc. Drop forged from high grade carbon steel. Heat treated. Openings milled to standard industry tolerances. Wrenches with special openings or bend furnished to order in quantities. This class of wrench guaranteed amply strong for its intended purpose but is not designed for severe service. Sizes stamped. Black japanned body with bright polished faces.

Number	Nominal Opening	Diameter of Head	Thickness of Head	Overall Length	Weight Each — Lbs.
601A	7/16	1	1/8	4	.05
601	1/2	1	1/8	4	.05
602A	9/16	1-1/4	5/32	4-1/2	.12
602	19/32	1-1/4	5/32	4-1/2	.12
603A	5/8	1-1/2	3/16	5-1/8	.18
603	11/16	1-1/2	3/16	5-1/8	.18
604A	3/4	1-5/8	7/32	6-1/8	.25
604	25/32	1-5/8	7/32	6-1/8	.25
605A	13/16	1-13/16	1/4	6-5/8	.28
605	7/8	1-13/16	1/4	6-5/8	.28
606A	15/16	2	9/32	7-1/2	.37
606	31/32	2	9/32	7-1/2	.37
606B	1	2	9/32	7-1/2	.37
607	1-1/16	2-7/16	5/16	8-1/2	.70
607A	1-1/8	2-7/16	5/16	8-1/2	.70
608	1-1/4	2-5/8	3/8	10	1.1
608A	1-5/16	2-5/8	3/8	10	1.1
609	1-7/16	3-3/8	7/16	11-3/8	1.5
609A	1-1/2	3-3/8	7/16	11-3/8	1.5
610	1-5/8	3-7/16	1/2	13	2.1
610A	1-11/16	3-7/16	1/2	13	2.1



SET SCREW WRENCHES

Double Head — 22½° Angle

For Set Screws, Square Cap Screws and Nuts
See description at right.

Number	Nominal Opening	Diameter of Head	Thickness of Head	Overall Length	Weight Each — Lbs.
523	3/16 & 1/4	11/16 & 27/32	7/32	3-1/2	.05
524	3/16 & 5/16	7/8 & 1-1/16	5/16	4-1/4	.13
525	1/4 & 5/16	27/32 & 1-1/16	9/32	4-1/4	.13
526	1/4 & 3/8	1 & 1-5/16	11/32	5	.18
527	5/16 & 3/8	1 & 1-5/16	11/32	5	.18
528	5/16 & 7/16	1-1/4 & 1-3/8	3/8	5-3/4	.25
529	3/8 & 7/16	1-1/4 & 1-3/8	3/8	5-3/4	.25
530	3/8 & 1/2	1-3/8 & 1-5/8	7/16	6-3/8	.40
531	7/16 & 1/2	1-3/8 & 1-5/8	7/16	6-3/8	.40
532	7/16 & 9/16	1-5/8 & 1-13/16	17/32	7-1/2	.71
533	1/2 & 9/16	1-5/8 & 1-3/4	1/2	7-1/2	.62
534	1/2 & 5/8	1-3/4 & 1-7/8	9/16	8-1/2	.87
535	9/16 & 5/8	1-3/4 & 1-7/8	9/16	8-1/2	.87
536	9/16 & 3/4	2 & 2-1/4	21/32	9-3/4	1.5
537	5/8 & 3/4	1-7/8 & 2-1/4	5/8	9-3/4	1.2
538	5/8 & 7/8	2-1/4 & 2-1/2	23/32	9-11/16	1.8
539	3/4 & 7/8	2-1/4 & 2-5/8	11/16	11	1.8
541	7/8 & 1	2-5/8 & 3	3/4	12-1/2	2.4
543	1 & 1-1/8	3 & 3-1/2	13/16	14	3.6

Fed. Spec. GGG-636D-1, Type VII.




CHECK NUT (THIN) WRENCHES

Double Head — 15° Angle

For Check, Jam or Lock Nuts etc.
See description at left.

Number	Nominal Opening	Diameter of Head	Thickness of Head	Overall Length	Weight Each — Lbs.
623	13/32 & 1/2	1 & 1-3/16	1/8	4-1/2	.12
623D	7/16 & 1/2	1 & 1-3/16	1/8	4-1/2	.12
624	13/32 & 19/32	1 & 1-3/16	1/8	4-1/2	.12
624A	7/16 & 9/16	1 & 1-3/16	1/8	4-1/2	.12
624B	1/2 & 9/16	1 & 1-3/16	1/8	4-1/2	.12
625	1/2 & 19/32	1 & 1-3/16	1/8	4-1/2	.10
626	1/2 & 11/16	1-1/4 & 1-7/16	5/32	5-1/2	.18
626S	9/16 & 5/8	1-1/4 & 1-7/16	5/32	5-1/2	.18
626X	9/16 & 11/16	1-1/4 & 1-7/16	5/32	5-1/2	.16
627	19/32 & 11/16	1-1/4 & 1-7/16	5/32	5-1/2	.16
629D	5/8 & 3/4	1-9/16 & 1-13/16	3/16	7	.25
629	11/16 & 25/32	1-9/16 & 1-13/16	3/16	7	.25
630	11/16 & 7/8	1-9/16 & 1-13/16	3/16	7	.25
630B	3/4 & 13/16	1-9/16 & 1-13/16	3/16	7	.25
630E	3/4 & 7/8	1-9/16 & 1-13/16	3/16	7	.23
631	25/32 & 7/8	1-9/16 & 1-13/16	3/16	7	.23
631A	13/16 & 7/8	1-9/16 & 1-13/16	3/16	7	.23
632	25/32 & 31/32	2 & 2-1/4	1/4	8-1/2	.50
632C	7/8 & 15/16	2 & 2-1/4	1/4	8-1/2	.50
633A	13/16 & 1	2 & 2-1/4	1/4	8-1/2	.45
634A	7/8 & 1	2 & 2-1/4	1/4	8-1/2	.45
634	7/8 & 1-1/16	2 & 2-1/4	1/4	8-1/2	.45
632X	15/16 & 1	2 & 2-1/4	1/4	8-1/2	.45
634B	15/16 & 1-1/16	2 & 2-1/4	1/4	8-1/2	.45
635D	1 & 1-1/8	2-3/8 & 2-5/8	5/16	10-1/2	1.0
635G	1-1/8 & 1-1/4	2-3/8 & 2-5/8	5/16	10-1/2	1.0
636	31/32 & 1-1/4	2-3/8 & 2-5/8	5/16	10-1/2	1.0
637	1-1/16 & 1-1/4	2-3/8 & 2-5/8	5/16	10-1/2	1.0
637A	1-1/8 & 1-5/16	2-3/8 & 2-5/8	5/16	10-1/2	1.0
638	1-1/16 & 1-7/16	2-5/8 & 3-1/8	3/8	12-1/2	1.6
639	1-1/4 & 1-7/16	2-5/8 & 3-1/8	3/8	12-1/2	1.5
640	1-1/4 & 1-5/8	2-5/8 & 3-1/8	3/8	12-1/2	1.4
640A	1-5/16 & 1-1/2	2-5/8 & 3-1/8	3/8	12-1/2	1.5



SET SCREW WRENCHES

Single Head — 22½° Angle

For Set Screws, Square Cap Screws and Nuts. Drop forged from high grade carbon steel. Heat treated. Openings milled to standard industry tolerances. Sizes stamped. Black japanned body with bright polished faces.

Number	Nominal Opening	Diameter of Head	Thickness of Head	Overall Length	Weight Each — Lbs.
500	3/16	21/32	7/32	2-1/2	.03
501	1/4	13/16	1/4	3-1/2	.10
502	5/16	15/16	5/16	4-1/4	.12
503	3/8	1-1/4	11/32	5	.25
504	7/16	1-3/8	3/8	5-3/4	.30
505	1/2	1-9/16	7/16	6-5/8	.45
506	9/16	1-13/16	1/2	7-5/8	.70
507	5/8	1-15/16	9/16	8-1/2	.80
508	3/4	2-1/16	5/8	9-1/2	1.20
509	7/8	2-1/2	11/16	10-1/2	1.50
510	1	2-5/8	3/4	11-1/2	2.00
511	1-1/8	2-13/16	13/16	12-1/2	2.50

Fed. Spec. GGG-W-636D-1, Type VIII, Class I.




BOX WRENCHES

Hex Openings — 15° Angle

Drop forged. Heat treated. Designed for use requiring a strong tool where head clearance is limited. Openings broached to standard industry tolerances. Wrenches larger than No. 810 have tapered handles. Sizes stamped. Body black janned. Faces polished bright.

Number	Nominal Opening	Diameter of Head	Thickness of Head	Overall Length	Weight Each — Lbs.
800	13/32	45/64	7/32	3-1/2	.08
801A	7/16	27/32	17/64	4	.11
801	1/2	27/32	17/64	4	.11
802A	9/16	61/64	5/16	4-7/8	.17
802	19/32	61/64	5/16	4-7/8	.17
803A	5/8	1-3/32	23/64	5-7/8	.25
803	11/16	1-3/32	23/64	5-7/8	.25
804A	3/4	1-1/4	13/32	6-7/8	.38
804	25/32	1-1/4	13/32	6-7/8	.38
805A	13/16	1-23/64	29/64	7-3/4	.52
805	7/8	1-23/64	29/64	7-3/4	.52
806	15/16	1-35/64	1/2	8-3/4	.69
806B	1	1-35/64	1/2	8-3/4	.69
807	1-1/16	1-25/32	9/16	9-7/8	.95
807A	1-1/8	1-25/32	9/16	9-7/8	.95
808	1-1/4	2-1/16	9/16	11-1/2	1.4
808A	1-5/16	2-1/16	9/16	11-1/2	1.4
809	1-7/16	2-3/8	21/32	13-3/8	2.0
809A	1-1/2	2-3/8	21/32	13-3/8	2.0
810	1-5/8	2-5/8	3/4	15-1/4	2.9
810A	1-11/16	2-5/8	3/4	15-1/4	2.9
811	1-13/16	2-29/32	13/16	17-1/8	3.1
811A	1-7/8	2-29/32	13/16	17-1/8	3.1
812	2	3-1/4	15/16	19	4.3
813	2-3/16	3-31/64	1	21	5.8
813A	2-1/4	3-31/64	1	21	5.8
814	2-3/8	3-23/32	1-1/16	23	7.3



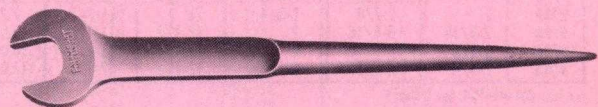
STRUCTURAL WRENCHES

Straight Openings

Drop forged from carbon steel. Hardened. Offset and angle of handle permits clearance of obstructions. Deep and narrow jaws provide secure nut seating. Long handles are round for greater part of the length and tapered for insertion into bolt holes. Sizes marked. Shot-blasted finish.

Number	Nominal Opening	Diameter of Head	Thickness of Head	Overall Length	Handle Offset at Head	Handle Offset at End	Weight Each — Lbs.
901A	7/16	1-3/16	11/32	9-1/2	3/4	1-1/2	.32
901	1/2	1-3/16	11/32	9-1/2	3/4	1-1/2	.32
901B	9/16	1-3/16	11/32	9-1/2	3/4	1-1/2	.28
902	19/32	1-3/16	11/32	9-1/2	3/4	1-1/2	.28
903A	5/8	1-9/16	7/16	12	13/16	1-11/16	.56
903	11/16	1-9/16	7/16	12	13/16	1-11/16	.56
904A	3/4	1-9/16	7/16	12	13/16	1-11/16	.50
904	25/32	1-9/16	7/16	12	13/16	1-11/16	.50
905A	13/16	2	17/32	14-1/2	15/16	1-7/8	1.3
905	7/8	2	17/32	14-1/2	15/16	1-7/8	1.3
906C	15/16	2	17/32	14-1/2	15/16	1-7/8	1.2
906	31/32	2	17/32	14-1/2	15/16	1-7/8	1.1
906B	1	2	17/32	14-1/2	15/16	1-7/8	1.1
907	1-1/16	2-1/4	5/8	17	1-1/16	2-3/8	1.8
907A	1-1/8	2-1/4	5/8	17	1-1/16	2-3/8	1.8
908	1-1/4	2-13/16	11/16	19	1-1/4	2-3/4	2.9
908A	1-5/16	2-13/16	11/16	19	1-1/4	2-3/4	2.9
909	1-7/16	3-1/8	3/4	20	1-1/4	3-1/16	3.6
909A	1-1/2	3-1/8	3/4	20	1-1/4	3-1/16	3.6
910	1-5/8	3-19/32	13/16	23	1-1/2	3-3/8	5.4
910A	1-11/16	3-19/32	13/16	23	1-1/2	3-3/8	5.3
911	1-13/16	4-1/8	13/16	24	1-5/8	3-11/16	7.4
911A	1-7/8	4-1/8	13/16	24	1-5/8	3-11/16	7.4
912	2	4-1/8	13/16	24	1-5/8	3-11/16	7.3

Fed. Spec. GGG-W-6360-1, Type IX, Class 1. FOR STRUCTURAL BOX TYPE WRENCHES SEE PAGE 5



CONSTRUCTION WRENCHES

15° Angle

Drop forged from carbon steel. Hardened. Deep and narrow jaws provide secure nut seating. Long handles are round for greater part of the length and tapered for insertion into bolt holes. Sizes marked. Shot-blasted finish.

Number	Nominal Opening	Diameter of Head	Thickness of Head	Overall Length	Weight Each — Lbs.
201A	7/16	1-3/16	3/8	9-1/2	.27
201	1/2	1-3/16	3/8	9-1/2	.27
201B	9/16	1-3/16	3/8	9-1/2	.25
202	19/32	1-3/16	3/8	9-1/2	.25
203A	5/8	1-9/16	7/16	12	.62
203	11/16	1-9/16	7/16	12	.62
204A	3/4	1-9/16	7/16	12	.53
204	25/32	1-9/16	7/16	12	.53
205A	13/16	2	17/32	14-1/2	1.2
205	7/8	2	17/32	14-1/2	1.2
206C	15/16	2	17/32	14-1/2	1.2
206	31/32	2	17/32	14-1/2	1.0
206B	1	2	17/32	14-1/2	1.0
207	1-1/16	2-1/4	5/8	17	2.1
207A	1-1/8	2-1/4	5/8	17	2.1
208	1-1/4	2-5/8	11/16	19	3.7
208A	1-5/16	2-5/8	11/16	19	3.7
209	1-7/16	2-5/8	11/16	19	3.2
209A	1-1/2	2-5/8	11/16	19	3.2
210	1-5/8	4	15/16	25	7.5
210A	1-11/16	4	15/16	25	7.5
211	1-13/16	4	15/16	25	7.2
211A	1-7/8	4	15/16	25	7.2
212	2	4	15/16	25	7.0



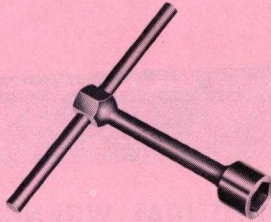
BOX WRENCHES

Square Openings — 22½° Angle

See description above

Number	Nominal Opening	Diameter of Head	Thickness of Head	Overall Length	Weight Each — Lbs.
580	3/16	1/2	1/4	3	.04
581	1/4	5/8	9/32	3-3/8	.08
582	5/16	11/16	5/16	3-3/4	.11
583	3/8	27/32	3/8	4-1/4	.15
584	7/16	31/32	7/16	4-7/8	.21
585	1/2	1-1/16	15/32	5-1/2	.25
586	9/16	1-3/16	1/2	6-1/4	.37
587	5/8	1-5/16	9/16	7	.50
588	3/4	1-9/16	5/8	8	.68
589	7/8	1-25/32	11/16	9	1.10
590	1	2	3/4	10	1.50

Fed. Spec. GGG-W-6360-1, Type VIII, Class 2.



TEE-HANDLE SOCKET WRENCHES

Industrial Black Finish

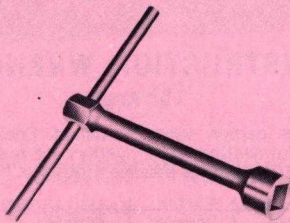
Drop forged and heat treated. Painted smooth finish, head faces bright.

Special broaching to order in reasonable quantities. Hexagon end of shank fit other wrenches. Pin handle is removable. Wrenches of shorter or longer lengths than shown in table can be furnished to order in quantities.

HEXAGON OPENINGS

Number	Nominal Opening	Diameter of Head	Size Hex on Handle End	Length of Pin Handle	Overall Length	Weight Each Lbs.
961A	5/16	1/2	13/32	4-1/2	4-1/4	.12
962D	3/8	5/8	17/32	4-1/2	4-1/2	.20
963A	13/32	11/16	5/8	4-1/2	4-7/8	.26
963D	7/16	11/16	5/8	4-1/2	4-7/8	.26
964A	1/2	3/4	11/16	5-1/2	5-1/4	.37
965D	9/16	7/8	3/4	5-1/2	5-3/4	.50
965A	19/32	7/8	3/4	5-1/2	5-3/4	.50
966D	5/8	1	3/4	6-1/8	6-1/8	.70
967A	11/16	1-1/8	7/8	6-1/8	6-1/2	.90
967D	3/4	1-1/8	7/8	6-1/8	6-1/2	.90
968A	25/32	1-1/4	7/8	7	7	1.1
968D	13/16	1-1/4	7/8	7	7	1.1
969A	7/8	1-3/8	7/8	7	7-3/8	1.3
970S	15/16	1-1/2	1-1/16	7-7/8	7-7/8	1.7
970A	31/32	1-1/2	1-1/16	7-7/8	7-7/8	1.7
970D	1	1-1/2	1-1/16	7-7/8	7-7/8	1.7
971A	1-1/16	1-5/8	1-1/8	8-1/4	8-1/4	2.2
971D	1-1/8	1-5/8	1-1/4	8-1/4	8-1/4	2.2
973A	1-1/4	1-7/8	1-1/4	9	9-1/8	3.2
973B	1-5/16	1-7/8	1-1/4	9	9-1/8	3.2
975A	1-7/16	2-1/8	1-7/16	10	10	4.1
975D	1-1/2	2-1/8	1-7/16	10	10	4.1
976A	1-5/8	2-3/8	1-5/8	10-3/8	10-3/8	5.2
976B	1-11/16	2-3/8	1-5/8	10-3/8	10-3/8	5.2
977A	1-13/16	2-5/8	1-5/8	10-7/8	10-7/8	6.5
977B	1-7/8	2-5/8	1-5/8	10-7/8	10-7/8	6.5
978A	2	2-7/8	1-3/4	11	11-3/8	7.2
978A	2-3/16	3-5/16	2	12-1/2	11-7/8	10.0
979B	2-1/4	3-5/16	2	12-1/2	11-7/8	10.0
980A	2-3/8	3-5/16	2-11/32	12-1/2	12-1/2	11.0

Fed. Spec. GGG-W-641D-3, Type 1, Class 2.




TEE-HANDLE SOCKET WRENCHES

SQUARE OPENINGS

Number	Nominal Opening	Diameter of Head	Size Hex on Handle End	Length of Pin Handle	Overall Length	Weight Each Lbs.
961H	3/16	1/2	5/8	4-1/4	4-1/4	.12
961J	1/4	1/2	5/8	4-1/4	4-1/4	.12
962H	5/16	5/8	5/8	4-1/2	4-1/2	.20
963H	3/8	11/16	5/8	4-7/8	4-7/8	.30
965H	7/16	7/8	5/8	5-3/4	5-3/4	.53
966H	1/2	1	7/8	6-1/8	6-1/8	.62
967H	9/16	1-1/8	7/8	6-1/2	6-1/2	.90
967X	19/32	1-1/8	7/8	6-1/2	6-1/2	1.0
968H	5/8	1-1/4	7/8	7	7	1.1
968P	11/16	1-1/4	7/8	7	7	1.1
969H	3/4	1-3/8	7/8	7-3/8	7-3/8	1.2
970H	13/16	1-1/2	1-1/4	8	8-3/8	2.0
971H	7/8	1-5/8	1-1/4	8-1/4	8-1/4	2.2
973H	1	1-7/8	1-1/4	9-1/8	9-1/8	2.8
974H	1-1/8	2	1-7/16	9-1/2	9-1/2	3.6
976H	1-1/4	2-3/8	1-5/8	10-3/8	10-3/8	5.2
977H	1-7/16	2-5/8	1-5/8	10-7/8	10-7/8	6.5
977P	1-1/2	2-5/8	1-3/4	10-7/8	10-7/8	8.0
978P	1-5/8	2-3/4	1-3/4	11-1/4	11-1/4	8.0

Fed. Spec. GGG-W-641D-3, Type 1, Class 2.



OFFSET SOCKET WRENCHES

Industrial Black Finish


Drop forged and heat treated. Painted smooth finish, head faces bright.

Special broaching to order in reasonable quantities. Wrenches of shorter or longer lengths than shown in table available to order in quantities. Also special bends.

HEXAGON OPENINGS

Number	Nominal Opening	Handle Offset in Clear From Face of Wrench	Diameter of Head	Approx. Overall Length	Weight Each — Lbs.
261A	5/16	13/16	1/2	3-3/8	.12
262D	3/8	1	5/8	3-7/8	.18
263A	13/32	1-1/8	11/16	4-5/16	.25
263D	7/16	1-1/8	11/16	4-5/16	.25
264A	1/2	1-1/4	3/4	5-1/8	.45
265D	9/16	1-7/16	7/8	5-7/8	.50
265A	19/32	1-7/16	7/8	5-7/8	.50
266D	5/8	1-9/16	1	6-1/4	.58
267A	11/16	1-5/8	1-1/8	6-3/4	.87
267D	3/4	1-5/8	1-1/8	6-3/4	.87
268A	25/32	2	1-1/4	7-1/2	.94
268D	13/16	2	1-1/4	7-1/2	.94
269A	7/8	2-1/4	1-3/8	8-3/8	1.2
270S	15/16	2-1/4	1-1/2	9-1/8	1.5
270A	31/32	2-7/16	1-1/2	9-1/8	1.5
270D	1	2-7/16	1-1/2	9-1/8	1.5
271A	1-1/16	2-3/4	1-5/8	10	1.7
271D	1-1/8	2-3/4	1-5/8	10	1.7
273A	1-1/4	3	1-7/8	11-5/8	2.6
273B	1-5/16	3	1-7/8	11-5/8	2.6
275A	1-7/16	3-1/4	2-1/8	13-1/4	3.8
275D	1-1/2	3-1/4	2-1/8	13-1/4	3.8
276A	1-5/8	3-1/2	2-3/8	14-7/8	5.3
276B	1-11/16	3-1/2	2-3/8	14-7/8	5.3
277A	1-13/16	4	2-5/8	16-1/2	6.7
277B	1-7/8	4	2-5/8	16-1/2	6.7
278A	2	4-1/2	2-7/8	18-1/4	8.7
279A	2-3/16	5-1/4	3-5/16	21	11.8
279B	2-1/4	5-1/4	3-5/16	21	11.8
280A	2-3/8	5-1/4	3-5/16	21	11.8

Fed. Spec. GGG-W-641D-3, Type 1, Class 1.




OFFSET SOCKET WRENCHES

SQUARE OPENINGS

Number	Nominal Opening	Handle Offset in Clear From Face of Wrench	Diameter of Head	Approx. Overall Length	Weight Each — Lbs.
261H	3/16	13/16	1/2	3-3/8	.10
261J	1/4	13/16	1/2	3-3/8	.12
262H	5/16	1	5/8	3-7/8	.15
263H	3/8	1-1/8	11/16	4-5/16	.25
265H	7/16	1-1/8	7/8	5-7/8	.45
266H	1/2	1-1/4	3/4	6-1/4	.50
267H	9/16	1-7/16	1-1/8	6-3/4	.90
268H	5/8	1-9/16	1-1/4	7-1/2	1.0
268P	11/16	1-5/8	1-1/4	7-1/2	1.0
269H	3/4	1-5/8	1-3/8	8-3/8	1.2
270H	13/16	2-1/4	1-5/8	10	1.7
271H	7/8	2-1/4	1-5/8	10	1.7
273H	1	2-7/16	1-7/8	11-5/8	2.7
274H	1-1/8	2-3/4	2	12-3/8	3.2
276H	1-1/4	3	2-3/8	14-7/8	5.3
277P	1-1/2	3-1/4	2-5/8	18-1/2	6.6

Fed. Spec. GGG-W-641D-3, Type 1, Class 1.

INDUSTRIAL FINISH COMBINATION & BOX WRENCHES



OPEN END AND BOX COMBINATION WRENCHES

Industrial Black Finish Long Combination — 15° Angle

Drop forged and heat treated. Smooth finish. Box end, with 12-point opening, is offset from plane of handle. Same size openings both heads.

Number	Opening	Open End		Box End		Length	Weight Each
		Dia.	Thick.	Dia.	Thick.		
BXOE 12	3/8 & 3/8	25/32	3/16	9/16	9/32	5-1/2	.08
BXOE 14	7/16 & 7/16	15/16	7/32	21/32	19/64	6-1/2	.13
BXOE 16	1/2 & 1/2	1-1/16	17/64	25/32	5/16	7	.18
BXOE 18	9/16 & 9/16	1-3/16	17/64	53/64	11/32	7-3/4	.25
BXOE 20	5/8 & 5/8	1-5/16	9/32	59/64	3/8	8-7/16	.30
BXOE 22	11/16 & 11/16	1-7/16	11/32	1	13/32	9-1/4	.37
BXOE 24	3/4 & 3/4	1-9/16	11/32	1-3/64	7/16	10	.43
BXOE 26	13/16 & 13/16	1-23/32	11/32	1-5/32	15/32	11	.56
BXOE 28	7/8 & 7/8	1-25/32	11/32	1-1/4	31/64	11-7/8	.62
BXOE 30	15/16 & 15/16	1-15/16	3/8	1-5/16	1/2	12-7/8	.80
BXOE 32	1 & 1	1-15/16	3/8	1-25/64	1/2	14	.90
BXOE 34	1-1/16 & 1-1/16	2-3/16	7/16	1-15/32	17/32	15	1.0
BXOE 36	1-1/8 & 1-1/8	2-1/4	15/32	1-19/32	9/16	15-7/8	1.2
BXOE 40	1-1/4 & 1-1/4	2-9/16	1/2	1-23/32	5/8	16-7/8	1.5

12-POINT BOX WRENCHES

Long Pattern Industrial Black Finish Double Offset

Drop forged and heat treated. Smooth finish.

Number	Nominal Openings	Small Head		Large Head		Length	Weight Each
		Dia.	Thick.	Dia.	Thick.		
BXX 1214	3/8 & 7/16	17/32	9/32	19/32	9/32	6-15/16	.12
BXX 1416	7/16 & 1/2	5/8	5/16	11/16	5/16	7-3/4	.15
BXX 1618	1/2 & 9/16	11/16	3/8	13/16	3/8	8-5/8	.25
BXX 1820	9/16 & 5/8	25/32	3/8	7/8	3/8	9-1/2	.28
BXX 2022	5/8 & 11/16	7/8	13/32	31/32	13/32	10-5/16	.31
BXX 2024	5/8 & 3/4	7/8	29/64	1-1/32	29/64	11-3/16	.37
BXX 2428	3/4 & 7/8	1-1/32	1/2	1-3/16	1/2	12-9/16	.65
BXX 2628	13/16 & 7/8	1-5/32	17/32	1-7/32	17/32	13-5/16	.81
BXX 3032	15/16 & 1	1-5/16	9/16	1-13/32	9/16	14-1/16	1.2
BXX 3436	1-1/16 & 1-1/8	1-13/32	21/32	1-17/32	21/32	15-3/16	1.4
BXX 3440	1-1/16 & 1-1/4	1-9/16	11/16	1-13/16	11/16	17-3/16	2.1



CRANK HANDLES

Drop Forged

Available from stock as follows:

- Unfinished** — Plain forgings. No hole in Hub.
- Broached** — Holes finished. Hubs recessed or counterbored in free end but otherwise plain forging.
- Finished** — Broached. Counterbored in free end of hub. Ground. Polished. Hardened. Baked enamel finish. Broached openings made with slightly rounded corners to prevent breakage. Slight clearance provided.

Note: Finished supplies unless otherwise specified.

Specials

Crank handles with broached openings other than standard; offset handles and hubs with lengths other than standard can be furnished when ordered in quantities. Handles can be bent to offsets at additional charge.

CRANK HANDLES

Drop Forged

Number	Length			Hub		Square Hole Size Broached	
	C Hub to C Handle	Extreme	Handle Above	Dia.	Length	Std. in Stock	Max. on Spec. Order
CRANK HANDLES							
CH00	1-3/4	2-5/8	2-3/8	1	1-1/4	1/2	5/8
CH 0	2-1/4	3-1/8	2-1/2	1	1-1/4	1/2	5/8
CH 1	3	4	2-3/4	1-1/4	1-1/2	9/16	13/16
CH 2	3-1/2	4-1/2	2-7/8	1-1/16	1-5/16	1/2	5/8
CH 4	4	5-1/8	3-1/8	1-1/4	1-3/8	9/16	13/16
CH 6	5	6-1/8	3-1/8	1-1/4	1-13/16	5/8	13/16
CH 8	6	7-1/8	3-1/8	1-1/4	1-15/16	11/16	13/16
CH10	7	8-1/4	3-3/8	1-3/8	2-1/16	3/4	7/8
CH12	8	9-3/8	3-5/8	1-9/16	2-7/16	7/8	1
CH14	9-1/8	10-1/2	3-3/4	1-1/2	2-1/2	7/8	1
CH16	10	11-1/2	4	1-3/4	3	1	1-1/8

SPANNER WRENCHES

Drop-forged from carefully selected carbon steel. Pins integrally forged with wrench. Hardened. Pins milled. Surfaces smooth. Finished in black enamel.




ADJUSTABLE HOOK SPANNER

The Adjustable Hook Spanner is strong—easily adjustable to a wide range of sizes. Ideal for use with spindle bearings or for adjusting the collars and slotted rings used on many automatic machines.

Number	Capacity for Circles Diameter	Thickness of Handle	Thickness of Hook	Depth of Hook	Overall Length	Weight Each Lbs.
471	3/4 to 2	1/4	11/32	1/8	6-3/8	.25
472	1-1/4 to 3	9/32	13/32	5/32	8-1/8	.44
474	2 to 4-3/4	5/16	15/32	3/16	11-3/8	.95
474A	4-1/2 to 6-1/4	5/16	15/32	1/4	12-1/8	1.1


Fed. Spec. GGG-W-665B, Type I, Class 1.



ADJUSTABLE PIN SPANNER (Hook Type)

This Spanner is used particularly for adjusting collars, lock nuts, rings, etc. on various types of machine tool equipment. Alloy steel jaw hardened and tempered.

Number	Capacity for Circles, Diameter	Thickness Hook		Pin Size Length		Overall Length	Weight Each Lbs.
		Handle	Hook	Dia.	Length		
0-471	3/4 to 2	1/4	11/32	1/8	1/8	6-3/8	.27
0-471A	3/4 to 2	1/4	11/32	3/16	5/32	6-3/8	.27
0-472	1-1/4 to 3	9/32	13/32	3/16	3/16	8-1/8	.50
0-472A	1-1/4 to 3	9/32	13/32	1/4	7/32	8-1/8	.50
0-474	2 to 4-3/4	5/16	15/32	1/4	1/4	11-3/8	.99
0-474A	4-1/2 to 6-1/4	5/16	15/32	3/8	1/4	12-1/8	1.1




ADJUSTABLE FACE SPANNER

A desirable and dependable tool for service where Center to Center dimensions vary. Pins milled, surfaces smooth, hardened.

Number	Extreme Capacity	Diameter of Pin	Length of Pin	Overall Length	Weight Each Lbs.
482	2	3/16	1/4	6-3/8	.25
483	3	1/4	1/4	8-1/4	.50
484	4	5/16	1/2	10-3/8	1.0

Fed. Spec. GGG-W-665B, Type III, Class 1.



PIN SPANNER

Pins are forged integral with wrench. Surfaces smoothed, pins milled, hardened all over.

Number	For Circle Diameter	Diameter of Pin	Length of Pin	Overall Length	Weight Each Lbs.
452	1	3/16	3/16	4	.05
453	1-1/4	13/64	3/16	4-1/2	.10
454	1-1/2	7/32	7/32	5	.13
455	1-3/4	15/64	7/32	5-1/2	.18
456	2	1/4	1/4	6	.23
457	2-1/4	17/64	1/4	6-1/2	.25
458	2-1/2	9/32	9/32	7	.31
459	2-3/4	19/64	9/32	7-1/2	.37
460	3	5/16	5/16	8	.43
461	3-1/4	21/64	5/16	8-1/2	.50
462	3-1/2	11/32	5/16	9	.57
462A	3-1/2	5/16	5/16	9	.57
463	3-3/4	23/64	3/8	9-1/2	.66
464	4	3/8	7/16	10	.76
466	5	7/16	7/16	12	1.0
468	6	1/2	1/2	14	1.5

Fed. Spec. GGG-W-665B, Type II, Grade A.



FACE SPANNER

Pins are forged integral with wrench. Surfaces smoothed, pins milled, hardened all over.

Number	Dist. C to C	Pins		Span of Jaws in Clear	Length from Center of Pins	Thickness	Weight Each Lbs.
		Dia.	Length				
418	1	3/16	3/16	11/16	4-1/2	3/16	.13
420	1-1/4	7/32	7/32	7/8	5	3/16	.17
422	1-1/2	7/32	7/32	1-1/8	5-1/2	3/16	.20
424	1-3/4	7/32	7/32	1-3/8	6	7/32	.28
426	2	1/4	1/4	1-19/32	6-1/2	7/32	.30
428	2-1/4	1/4	1/4	1-27/32	7	7/32	.42
430	2-1/2	9/32	9/32	2-1/32	7-1/2	1/4	.52
432	2-3/4	9/32	9/32	2-9/32	8	1/4	.59
434	3	5/16	5/16	2-1/2	8-1/2	1/4	.70
436	3-1/4	5/16	5/16	2-3/4	9-1/8	1/4	.82
438	3-1/2	5/16	5/16	3	9-3/4	1/4	.89
440	3-3/4	3/8	3/8	3-3/16	10-3/8	1/4	1.0
442	4	3/8	3/8	3-7/16	11	1/4	1.1

Fed. Spec. GGG-W-665B, Type III, Class 2.

FAIRMOUNT TOOLS

CHISELS AND PUNCHES - WRECKING BARS

Fairmount Chisels and Punches are forged from highest quality alloy steels. Heat treated to exacting specifications. Processed to close tolerances. The extra care built into each tool assures the user of safe, dependable and lasting service. Tapers and working surfaces are full polished. Body - black oxide rustproof finish.



COLD CHISELS

Number	Cut Width	Stock Size	Length	Package Quantity	Package Weight
C-8	1/4	1/4	4-1/2	12	.7
C-12	3/8	5/16	5	12	1.2
C-16	1/2	1/2	5-1/2	12	3.0
C-20	5/8	1/2	6	12	3.3
C-24	3/4	5/8	7	6	4.1
C-28	7/8	3/4	7-1/2	6	6.9
C-32	1	7/8	8	6	11.5



LONG COLD CHISELS

Number	Stock Size	Cut Width	Length	Package Quantity	Package Weight
C-120	5/8	3/4	12	6	12.4



PIN PUNCHES

Number	Point Size	Stock Size	Length	Package Quantity	Package Weight
P-3	3/32	5/16	4-1/2	12	.9
P-4	1/8	5/16	4-1/2	12	.9
P-5	5/32	3/8	4-1/2	12	1.5
P-6	3/16	3/8	5	12	1.7
P-8	1/4	1/2	6	12	2.6
P-10	5/16	1/2	6	12	2.6




CENTER PUNCHES

Number	Stock Size	Length	Package Quantity	Package Weight
P-40	3/8	4-1/2	12	1.6
P-42	1/2	5-1/2	12	3.0



SOLID PUNCHES

Number	Point Size	Stock Size	Length	Package Quantity	Package Weight
P-14	1/8	3/8	5	12	1.1
P-16	3/16	3/8	6	12	1.3
P-18	1/4	1/2	6	12	2.5



LONG TAPER PUNCHES

Number	Point Size	Stock Size	Length	Package Quantity
P-25	7/32	3/8	7-1/4	12
P-26	3/16	1/2	9	12
P-27	1/4	5/8	12	12
P-28	5/16	3/4	13	12




RIVET BUSTER

Number	Stock	Length	Package
PC-20	5/8	9	6



PINCH OR PRY BARS

Number	Stock Size	Length	Package Quantity
187	1/2	15	6
188	5/8	18	6
189	3/4	24	6



ROLLING HEAD "LADY FOOT" PRY BAR


Number	Stock Size	Length	Package Quantity
190	1/2	16	6



WRECKING BAR

Finest Quality Forged Selected Carbon Steel. Tempered for strength, toughness and durability. Painted black.

No.	Stk.	Lgth.	Wt.-Lbs.	Std. Pkg.
WB-12	1/2"	12"	.75	12
WB-18	5/8"	18"	1.75	6
WB-24	3/4"	24"	3.25	6
WB-30	3/4"	30"	3.75	6
WB-36	3/4"	36"	4.25	6




UTILITY BAR

Forged and tempered steel with black body and polished ends. A rugged all-purpose tool for lifting, prying, scraping, shaping and pulling.


No.	Lgth.	Wt.-Lbs.	Std. Pkg.
UB-15	15"	1.5	6

DROP FORGED HAMMERS


All hammers are drop forged from finest high carbon steel and are heat-treated by advanced methods to assure the exact degree of hardness for face, body and peins. All hammers custom fitted with white second growth hickory handles protected by clear lacquer and all securely wedged into the heads. Designed for long service and with fine balance.






"D" SERIES



"G" SERIES



"H" SERIES



BALL PEIN HAMMERS

G or 100 Series. This is the most popular of the series. Heads are black japanned finish with bright polish face and pein.

H or 80 Series. Deluxe finish. Full polished face, peins, pole and body.

D or 60 Series. Industrial finish. Shot-blasted body. Face and pein and rough polished.

Number G Series	Number H Series	Number D Series	Weight Head Only	Overall Length	Standard Package	Package Weight	Handle Replace Number
101-G	81-H	—	2 oz.	9-1/2	6	1-1/4 lbs.	H-49
102-G	82-H	—	4 oz.	9-1/2	6	2-1/2 lbs.	H-50
103-G	83-H	63-D	8 oz.	11-5/8	6	5 lbs.	H-53
104-G	84-H	64-D	12 oz.	13-1/4	6	6-1/4 lbs.	H-56
105-G	85-H	65-D	1 lb.	14-1/4	6	8-1/2 lbs.	H-59
106-G	86-H	66-D	1-1/4 lbs.	14-1/2	6	10-1/4 lbs.	H-63
107-G	87-H	67-D	1-1/2 lbs.	14-3/4	6	12 lbs.	H-63
108-G	88-H	68-D	2 lbs.	15-1/4	4	10-1/4 lbs.	H-66
109-G	89-H	69-D	2-1/2 lbs.	16-1/4	4	12-1/2 lbs.	H-69
110-G	90-H	70-D	3 lbs.	16-1/4	4	14-1/2 lbs.	H-71

Fed. Spec. "G" & "H" Series Only. GGG-H-86C-1, Type II, Class I, Style A.

CROSS PEIN ENGINEER OR BLACKSMITH HAND HAMMER

Black japanned body. Polished face and pein.

Number	Weight Head Only	Overall Length	Standard Package	Package Weight	Replace Handle
121-G	2 lbs.	15-1/2	4	10-3/4 lbs.	H-45
122-G	2-1/2 lbs.	15-1/2	4	13 lbs.	H-45
123-G	3 lbs.	15-1/2	4	14-3/4 lbs.	H-71

Fed. Spec. GGG-H-86C, Type X, Class 2.

DOUBLE FACE ENGINEER HAND HAMMER

Black japanned body. Polished faces.

Number	Weight Head Only	Overall Length	Standard Package	Package Weight	Replace Handle
141-G	2 lbs.	15-1/2	4	10-3/4 lbs.	H-45
142-G	2-1/2 lbs.	15-1/2	4	13 lbs.	H-45
143-G	3 lbs.	15-1/2	4	14-3/4 lbs.	H-71

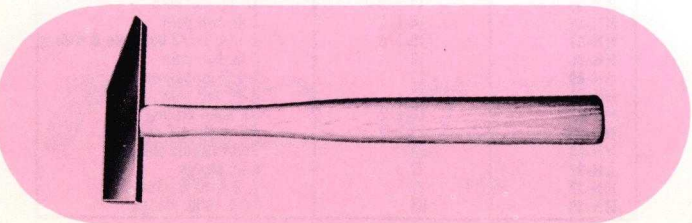
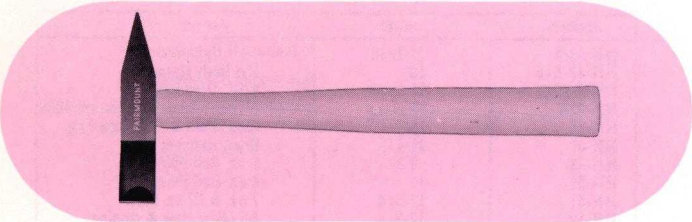
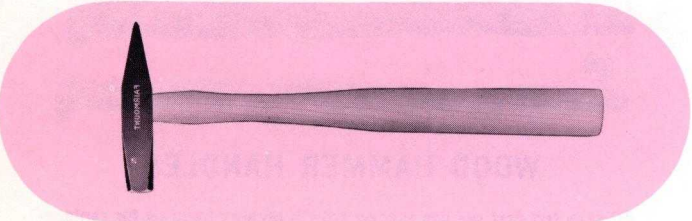
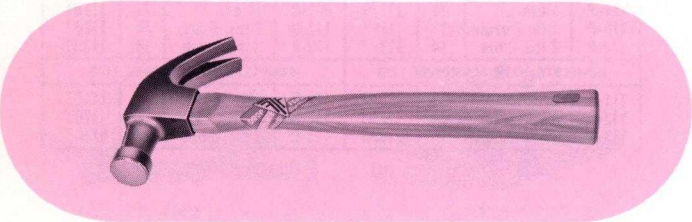
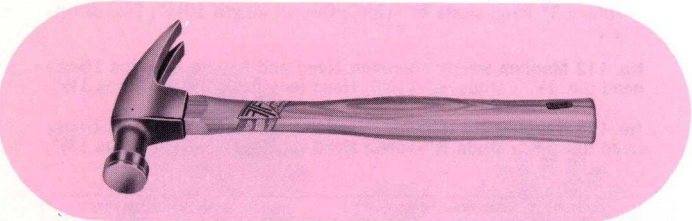
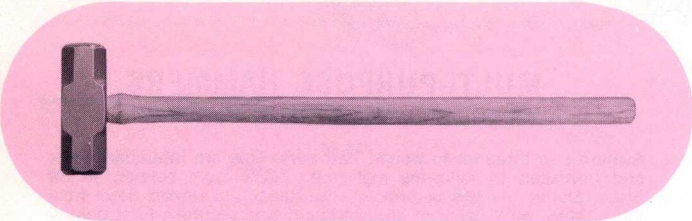
Fed. Spec. GGG-H-86C, Type X, Class 1.

HAND DRILLING HAMMERS

Drop forged. Heat treated. Used by mechanics, masons, miners etc. Perfect balance. Black rustproof body, polished faces. Short thick hickory handle.

Number	Weight Head Only	Overall Length	Standard Package	Package Weight	Replace Handle
192-G	2 lbs.	10-1/2	4	10 lbs.	H-92
193-G	3 lbs.	10-1/2	4	14 lbs.	H-92
194-G	4 lbs.	10-1/2	4	18 lbs.	H-92

Fed. Spec. GGG-H-86C, Type XI, Class 1, Style B.



SLEDGE HAMMER

Drop Forged

First quality Sledge Hammers of unsurpassed design, balance. Eyes in conformance with U. S. Department of Commerce Heavy Forged hand tools Implied Practice Recommendation R17-47. Handles are finest selected second-growth hickory. Black rustproof heads, polished faces.

Head Weight	Complete with Handle No.	Head Only No.	Head Length	Standard Package	Face (Lin)	Handle Length
4 lbs.	S-84-4SH	S-84-4	5-1/4	4	1-13/16	16
4 lbs.	S-84-4H	S-84-4	5-1/4	4	1-13/16	32
6 lbs.	S-84-6H	S-84-6	6	4	2-1/8	32
8 lbs.	S-84-8H	S-84-8	6-1/2	4	2-1/4	32
10 lbs.	S-84-10H	S-84-10	7	4	2-1/2	32
12 lbs.	S-84-12H	S-84-12	7-1/2	4	2-5/8	34
16 lbs.	S-84-16H	S-84-16	8-1/4	4	2-7/8	34

Fed. Spec. GGG-H-86C, Type X, Class 1.

CARPENTERS HAMMERS

Claw Ripping

Drop forged from highest grade steels. Designed, engineered and processed for the proper balance and "feel." Heads are full polished. Necks are painted black. Best grade second-growth hickory handles, firmly wedged.

CLAW

Number	Weight Head	Overall Length	Standard Package	Weight Package	Replacement Handle No.
53-G	7-oz.	11-1/2	6	4	H-51
54-G	13-oz.	12-5/8	6	7	H-51
55-G	16-oz.	12-7/8	6	9	H-52
56-G	20-oz.	13-1/2	6	11	H-52

RIPPING

57-G	16-oz.	12-7/8	6	9	H-52
58-G	20-oz.	13-1/2	6	11	H-52

Fed. Spec. GGG-H-86C, Type I, Class 1, 2, Style A.

Utility Series: Same high quality heads with black body and polished face. Sound quality handle.

CLAW

51-D	16-oz.	12-7/8	6	9	H-52
		RIPPING			
52-D	16-oz.	12-7/8	6	9	H-52

TINNERS' RIVETING HAMMERS

A lightweight cross pein hammer for small work. Black japanned body. Face and pein polished.

Number	Weight Head Only	Overall Length	Standard Package	Package Weight	Handle Number
25-G	4 oz.	9-1/4	6	2-1/2 lbs.	H-49
26-G	8 oz.	11	6	5-1/4 lbs.	H-53
27-G	12 oz.	13-1/2	6	6-3/4 lbs.	H-801
28-G	1 lb.	14	6	8-1/2 lbs.	H-802

Fed. Spec. GGG-H-86C, Type IX, Class 1.

SCALING HAMMER (BOILER PICK)

Peins sharpened for maximum scaling capacity. Used for chipping boiler scale, rust, paint, etc. Also used by welders. Black japanned body. Polished peins.

Number	Weight Head Only	Overall Length	Standard Package	Package Weight	Handle Number
132-G	1 lb.	14	6	8-1/2 lbs.	H-63


Fed. Spec. GGG-H-86C, Type VI.

SETTING PANEING HAMMER

For precision work on cramped right angle jobs. Ground, polished and finished in rust-resisting black.

Number	Weight Head Only	Overall Length	Standard Package	Package Weight	Handle Number
30-G	12 oz.	13-1/2	6	6-3/4 lbs.	H-801
31-G	16 oz.	13-1/2	6	8-1/2 lbs.	H-801

Fed. Spec. GGG-H-86C, Type IX, Class 2.




MAGNETIC UPHOLSTERERS' (TACK) HAMMERS

Drop forged. Heat treated. Specifically designed for trimmers or upholsterers. Precise head curvature for exact and accurate delivery of blows. Strongly magnetized. Full polished heads. First quality hickory handles. Claw no. 36 available as separate item.

Number	Weight Head	Overall Length	Package	Weight
42-HC w/claw	7 oz.	11-1/4	6	3 lbs.
42-H wo/claw	7 oz.	10-7/8	6	2-1/2 lbs.

Fed. Spec. GGG-H-86C, Type VIII, Class 3.

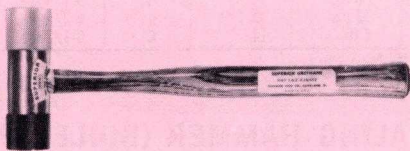


BRICK HAMMERS

Drop forged. Heat treated. Sharp cornered heads split bricks cleanly and easily. Recess below head prevents spalling of brick face. Chisel end cuts brick to shape. Perfectly balanced for accuracy. Black enameled body, polished face.

Number	Weight Head	Overall Length	Package	Weight
172	1 lb.	11	6	7.5 lbs.
173	1-1/2 lbs.	11	6	9.5 lbs.

Fed. Spec. GGG-H-86C, Type III, Style A.



SOFT FACE HAMMERS

Press Fit

Replaceable Tips White Face — SOFT Black Face — HARD

With the new Eureka Elastomer plastic tips, which combine the durability of metal with the working properties of rubber. High tensile strength, abrasion and impact resistant, deadens vibration, resists chipping and spreading. Tips easily replaceable. Handles securely fitted.

Number	Weight Head	Length	Replacement Tips	
			Hard	Soft
SFH-12	12 oz.	11	TH-12	TS-12
SFH-16	16 oz.	12	TH-16	TS-16
SFH-24	24 oz.	13	TH-24	TS-24
SFH-32	32 oz.	14	TH-32	TS-32

DISCONTINUED
AVAILABLE UNTIL SUPPLY
IS EXHAUSTED!

MULTI-PURPOSE HAMMERS

Replaceable Tipped Safety Hammers

Available in three basic weight hammers. Tips are interchangeable and furnished in following materials: 100% pure copper; yellow brass; aluminum; and pyralin plastic. Heads are turned down from B-113 steel with threaded studs to hold tips securely. First quality hickory handles are wedged and pinned for maximum safety. Hammers may be ordered in combination of tips. Standard package of hammers and tips is six each.

No. 111 Lightweight Hammer: Head and handle w/o tips 8-oz.; head 1" dia. x 3" long; studs 3/8"-16NC; Overall length 10 1/2"; Dia. of tips 1 1/8".

No. 112 Medium weight Hammer: Head and handle w/o tips 16-oz.; head dia. 1 1/2"; studs 3/8"-11NC; Head length 4 3/4"; Dia. of tips 1 1/2".

No. 113 Heavyweight Hammer: Head and handle w/o tips 1-lb. 14-oz.; head dia. 1 3/4"; studs 3/4"-10NC; Head length 4 1/2"; Dia. of tips 1 3/4".

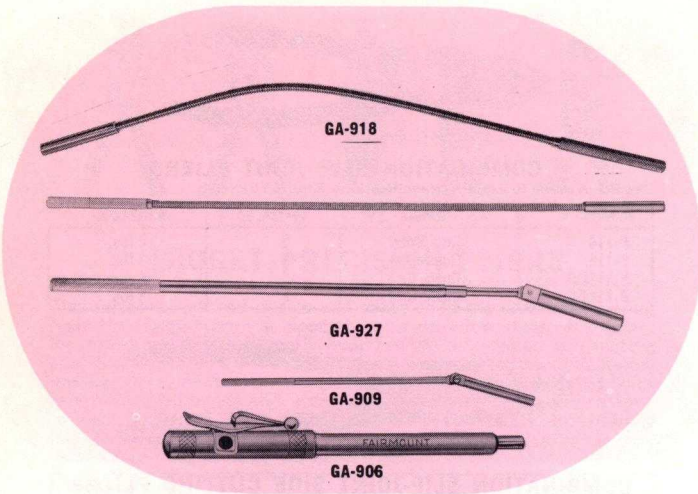
COMPLETE WITH PYRALIN TIPS				COMPLETE WITH BRASS TIPS			
Number	Weight	Overall Length	Tip Number	Number	Weight	Overall Length	Tip Number
111-P	9 ozs.	11	111PT	111-B	15 ozs.	11	111BT
112-P	1 lb. 7 ozs.	12	112PT	112-B	2 lbs. 5 ozs.	12	112BT
113-P	2 lbs. 2 ozs.	14	113PT	113-B	3 lbs. 6 ozs.	14	113BT
COMPLETE WITH ALUMINUM TIPS				COMPLETE WITH COPPER TIPS			
111-A	11 ozs.	11	111AT	111-C	16 ozs.	11	111CT
112-A	1 lb. 10 ozs.	12	112AT	112-C	2 lbs.	12	112CT
113-A	2 lbs. 5 ozs.	14	113AT	113-C	2 lbs. 6 ozs.	14	113CT



WOOD HAMMER HANDLES

All selected first quality second growth hickory handles for replacement purposes. Packed one dozen per carton.

Number	Length	Use for
HH-42-A	11-1/16	42-H Upholsterers'
HH-42-A18	18	165 Body Hammer
HHM-42-A	11-1/16	42HC-Upholsterers'
HH-42B	12	All body hammers (Except 165)
HH-45	16	Cross Pein & Dbl. Face Eng.
HH-47	11-1/2	Brick Hammer
HH-49	9-3/4	2 oz. Ball Pein
HH-50	10	4 oz. Ball Pein
HH-51	12-5/8	7 oz. & 13 oz. Claw
HH-52	12-7/8	All other claw & ripping
HH-53	12	8 oz. ball pein
HH-56	13-1/2	12 oz. ball pein
HH-59	14-1/2	1 lb. ball pein
HH-63	15-1/8	1-1/4, 1-1/2 ball pein & scaling
HH-66	16	2 lb. ball pein
HH-69	17	2-1/2 lb. ball pein
HH-71	17	3 lb. ball pein
HH-92	10-1/2	All hand drilling
HH-801	13-1/2	All riveting & setting
HH-18	18	Short handle sledge
HH-32	32	4 lb. sledge
HH-33	33	6, 8 & 10 lb. sledge
HH-35	35	12 & 16 lb. sledge

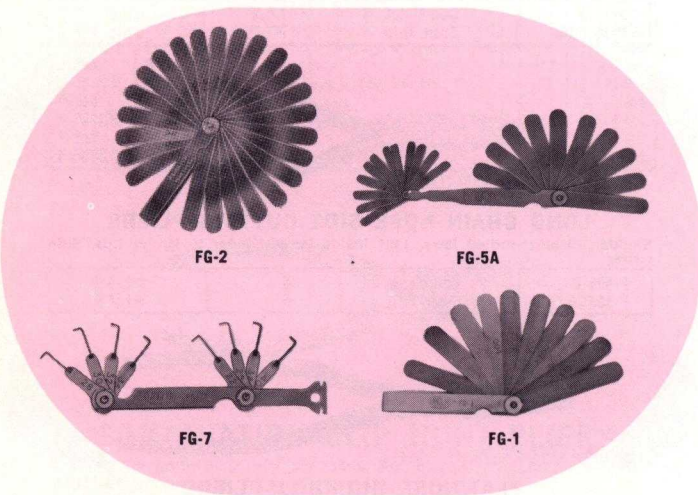


MAGNETIC PICK UP TOOLS

Well designed, expertly made utility tools. Each is equipped with a powerful permanent type magnet. For retrieving small parts or tools accidentally dropped into "impossible" places. Plated finish.

Number	Description
GA-906	Pocket-pencil type magnet, w/clip, knurled handle, 6" long.
GA-909	Rigid shaft w/swivel head, 240 swing, 9" long.
GA-918	Combination semi-rigid model. Contains a removable steel rod inside shaft. Remove for full flexibility. 18" long.
GA-927	Telescopic Model. Swivel head, 240 swing. Maximum length extended 27". Closed 16-3/4".
GACS-12	12 each No. 906 Pocket Tool mounted on attractive display card.

Fed. Spec. MIL-F-4571B, Type II, Class I.



FEELER GAUGE SETS

Precision made from the finest grade Swedish steel. Dependable and accurate. Hardened and tempered, sizes etched. Sets have knurled lock-nut to permit the selection of proper blade then lock into position. 6 sets per box.

**FG-7
SPARK PLUG WIRE GAUGE**

Contains one electrode bender and eight wire gauges of the following thicknesses: .022, .025, .028, .030, .032, .035, .038 and .040. Weight 7 1/2 oz.

**FG-2
UNIVERSAL MASTER GAUGE**


Contains twenty-five 3/4" x 1/2" blades of the following thicknesses: .0015, .002, .003, .004, .005, .006, .007, .008, .009, .010, .011, .012, .013, .014, .015, .016, .018, .020, .022, .024, .025, .028, .030, .032, and .035. Weight 1 1/4 lbs.

**FG-1
STANDARD FEELER GAUGE**

Contains ten 3/4" x 1/2" blades of the following thicknesses: .002, .003, .004, .005, .006, .007, .008, .010, .012 and .015. Weight 1/2 lb.

**FG-5A
COMBINATION GAUGE**

Contains ten 3" x 1/2" blades on one end, of the following thicknesses: .002, .003, .004, .005, .006, .007, .008, .010, .013, .015 and twelve 1 3/4" x 1/4" blades on the other end with thicknesses of: .011, .012, .013, .014, .015, .016, .017, .018, .019, .020, .022 and .025. Weight 3/4 lb.



TUBE BENDERS & SETS

Make perfect bends by hand on copper and other thin wall tubing. Bright plated finish.

	GA-8	GA-10	GA-12	GA-14	GA-16	GA-20
Size: in.	1/4	5/16	3/8	7/16	1/2	5/8
Length: in.	10	10	10	10	12	12

Number GA-3 Set

1 ea. 1/4", 5/16" & 3/8"

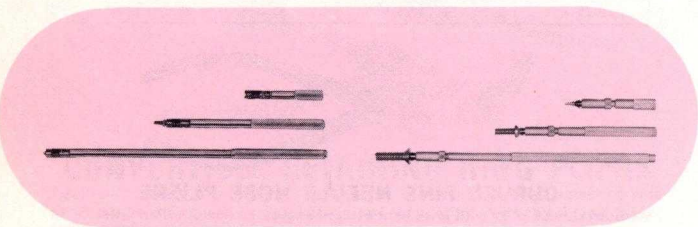
Number GA-4 Set

1 ea. 1/4", 3/8", 1/2" & 5/8"

Number GA-5 Set

1 ea. 1/4", 5/16", 3/8", 7/16", 1/2" & 5/8"

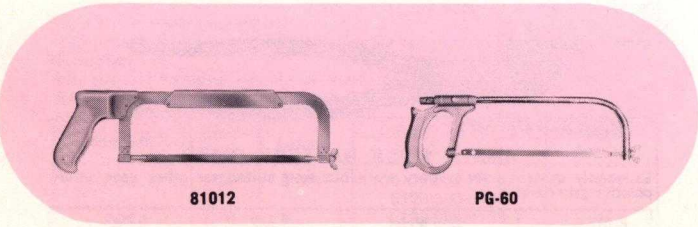
Fed. Spec. GGG-B-191, Type IV.



GRIP 'N HOLD SCREW STARTERS

Set or remove screws in tight places. Grips screw inside slot with a 15-lb. pull. No interfering claws. Releases automatically. Resets as screw is tightened. Handles fitted with high quality tool steel, automatic grip and release units.

Aluminum Handles		Nylon Handles		Magnetic Aluminum Handles		Magnetic Phillips Screw	
Number	Length	Number	Length	Number	Length	Number	Length
GA-125	2-1/2	GA-2-N	2-1/2	GAM-125	2-1/2	GAP-173	3
GA-127	5	GA-6-N	6	GAM-127	5	GAP-175	5
GA-129	9	GA-9-N	9	GAM-129	9	GAP-179	9




ADJUSTABLE HACK SAW FRAMES

Number	Description
PG-60	Designed with tubular steel bow for strength, rigidity, alignment & balance. Adjustable for 10" & 12" blades. Comfortable, full guarded die cast grip.
PG81012	Steel frame, plastic handle pistol grip. Adjustable for 8, 10 & 12" blades. Inexpensive utility model.

DROP FORGED PLIERS

Accurately machined and finished with gun-metal handles and polished faces and working surfaces. Where shown pliers are available with factory-molded CUSHION-GRIP RED PLASTISOL HANDLES. Individually boxed.



Fed. Spec. GGG-P-471C, Type II, Class 1, Style A.

"GROOVE-GRIP" 5 ADJUSTMENT PLIERS

High-leverage, non-slip gripping power from closed position to 1 1/4". Tongue and grooves are full forged for added strength.

Number	Handle	Length	Weight Doz.
P-410	Gun Metal	10	9 lbs.
P-408	Gun Metal	8	7 lbs.
P-4065	Gun Metal	6-1/2	5 lbs.
P-410CG	Cush. Grip	10	9 lbs.
P-408CG	Cush. Grip	8	7 lbs.
P-4065CG	Cush. Grip	6-1/2	5 lbs.




Fed. Spec. GGG-P-471C, Type II, Class 1, Style A.

MIDGET (IGNITION) "GROOVE-GRIP" PLIERS

Three adjustments. Slender and wiry. Fine for gripping small nuts, etc. in tight spots.


P-405	Gun Metal	5	1-3/4 lbs.
P-405CG	Cush. Grip	5	1-3/4 lbs.



GIANT SIZE "GROOVE-GRIP" PLIERS

Very high leverage for extra heavy work. Maximum capacity of jaws in parallel position is 2 1/4". Handle design permits easy one-hand operation in parallel position. Fitted with CUSHION GRIP HANDLES.

P-414CG	Cush. Grip	14	24 lbs.
---------	------------	----	---------



Fed. Spec. GGG-P-471C, Type IV, Class 1, Style B.

STANDARD DIAGONAL CUTTING PLIERS

Cutting edges are made for lasting service and are set at a shallow angle for hand clearance in close cutting near obstructions.

P-206	Gun Metal	6	5-1/4 lbs.
P-2075	Gun Metal	7-1/2	7 lbs.
P-206CG	Cush. Grip	6	5-1/4 lbs.
P-2075CG	Cush. Grip	7-1/2	7 lbs.




Fed. Spec. GGG-P-471C, Type IV, Class 2.

HEAVY DUTY DIAGONAL CUTTING PLIERS

Added leverage, sturdy jaws for heavy cutting. Fulcrum placed close to ends of blades.

P-207	Gun Metal	7	6 lbs.
P-207CG	Cush. Grip	7	6 lbs.




Fed. Spec. GGG-P-471C, Type IX, Class 1, Style A.

LINEMANS SIDE CUTTING PLIERS

Powerful leverage, shaped handles, for heavy cutting and gripping. Full clearance back of knives for insulated wire. Checker-milled jaws.

P-306	Gun Metal	6	6 lbs.
P-308	Gun Metal	8-1/2	11 lbs.
P-306CG	Cush. Grip	6	6 lbs.
P-308CG	Cush. Grip	8-1/2	11 lbs.



Fed. Spec. GGG-P-471C, Type II, Class 2, Style A.

COMBINATION SLIP JOINT PLIERS

Precision made to exacting specifications. Knurled handles.

Number	Handle	Length	Weight Doz.
P-116	Gun Metal	6	6 lbs.
P-118	Gun Metal	8	8 lbs.
P-116CG	Cush. Grip	6	6 lbs.
P-118CG	Cush. Grip	8	8 lbs.



Fed. Spec. GGG-P-471C, Type II, Class 2, Style B.

COMBINATION SLIP-JOINT SIDE CUTTING PLIERS

A professional tool with flat serrated jaws. Sharp teeth to grip pipe etc. Keen knives for powerful side cutting. Two adjustments.

P-1075	Gun Metal	7-1/2	6 lbs.
P-1075CG	Cush. Grip	7-1/2	6 lbs.

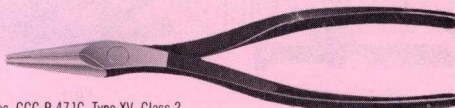


Fed. Spec. GGG-P-471C, Type XI, Class 1, Style A.

LONG CHAIN NOSE SIDE CUTTING PLIERS

Slender, checker-milled jaws, 1 3/4" inside length, taper to 1/2" at tips. Side cutter.

P-506-C	Gun Metal	6	3-1/4 lbs.
P-506CG	Cush. Grip	6	3-1/4 lbs.




Fed. Spec. GGG-P-471C, Type XV, Class 2.

FLAT-NOSE DUCKBILL PLIERS

Long narrow handles provide maximum reach, slender jaws. Flat checker-milled jaws.

P-6075-F	Gun Metal	8	5 lbs.
----------	-----------	---	--------




Fed. Spec. GGG-P-471C, Type V, Class 1.

ROUND-NOSE DUCKBILL PLIERS

Same design as flat-nose above except the jaw ends are round.

P-6075-R	Gun Metal	8	5 lbs.
----------	-----------	---	--------



Fed. Spec. GGG-P-471C, Type XII, Class 1.

CURVED FINE NEEDLE NOSE PLIERS

Medium service plier with jaws bent at right angles. Checker-milled jaws.

P-706	Gun Metal	6	4 lbs.
P-706CG	Cush. Grip	6	4 lbs.

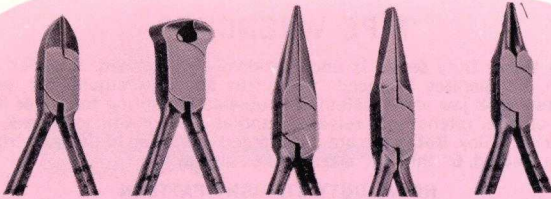


Fed. Spec. GGG-P-471C, Type 1.

ANGLE NOSE BATTERY PLIER

Especially designed for battery work but well suited for other uses where positive grip needed.

P-075	Gun Metal	7-1/2	5 lbs.
-------	-----------	-------	--------



P-581 P-582 P-583 P-584 P-585

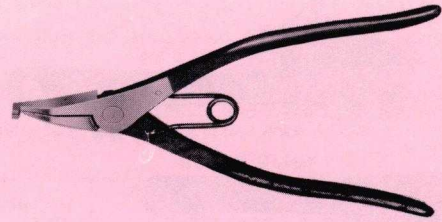
MIDGET PRECISION PLIERS

Fed. Specs. P-581 (GGG-471C, Type IV, Class I, Style B) P-582 (GGG-N-350A, Class A, Style 2) P-583 (GGG-P-471C, Type XI, Class 1, Style B) P-584 (GGG-P-471C, Type V, Class 2) P-585 (GGG-P-471C, Type XI)

This series is matched in size and shape to fit the hand with a snug feel. Hot forged from a special analysis alloy steel, accurately machined and fitted. Properly heat treated and tested to exacting specifications. Widely used in electronics and communications, jewelry, instrument and laboratory work. Gun metal handles with bright polished heads and working surfaces. Available with factory-molded CUSHION GRIP RED PLASTISOL HANDLES. Individually boxed.

Style B) P-584 (GGG-P-471C, Type V, Class 2) P-585 (GGG-P-471C, Type XI)

Stock Number	Description	Length	Weight Oz.
P-581	Diagonal cutting	4-1/2	1-1/4 lbs.
P-581CG	Diagonal cutting w/grip handles	4-1/2	1-1/4 lbs.
P-582	End cutting nippers, high leverage	4-1/2	1-1/4 lbs.
P-582CG	End cutting nippers, high leverage w/grip handles	4-1/2	1-1/4 lbs.
P-583	Needle Nose, smooth jaws	4-1/2	1-1/4 lbs.
P-583CG	Needle Nose, smooth jaws w/grip handles	4-1/2	1-1/4 lbs.
P-584	Flat Nose, wide smooth jaws	4-1/2	1-1/4 lbs.
P-584CG	Flat Nose, wide smooth jaws, w/grip handles	4-1/2	1-1/4 lbs.
P-585	Round Nose, tapered	4-1/2	1-1/4 lbs.
P-585CG	Round Nose, tapered, w/grip handles	4-1/2	1-1/4 lbs.



LOCK RING PLIER

Special pliers for installation and removal of lock rings. Proper nose width to prevent slipping. Ends of nose tapered to required degree for easy insertion into lock ring openings. Spring loaded handles. Gun metal handles, polished head. Individually boxed.

Number	Length	Weight Oz.
P-108	8	6 lbs.

Fed. Spec. GGG-P-480-A, Type III, Class 2.



SNIPS

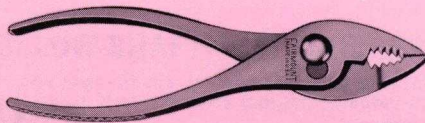
Drop Forged High Carbon Steel. Heat treated to give lasting durability with powerful smooth shearing action. Blades ground smooth and polished. Handles are red oven baked enamel.

STRAIGHT-CUT PATTERN

No.	Size	Cut	Weight-Lbs.	Standard Package
77-S	7"	1-3/4"	.5	10
107-S	10"	2-1/2"	1.0	10
127-S	12"	3"	1.6	10

DUCKBILL PATTERN


No.	Size	Cut	Weight-Lbs.	Standard Package
77-D	7"	1-3/4"	.5	10
107-D	10"	2-1/2"	1.0	10
127-D	12"	3"	1.6	10



COMBINATION SLIP JOINT PLIERS

Offered for general utility purposes. Accurately broached jaws. Rust proof bright finish. Packaged one dozen per box.

Number	Length	Weight Oz.
943-6	6	4-1/2 lbs.
943-8	8	6-1/2 lbs.



CONVERTIBLE RETAINING RING PLIERS

Fairmount offers two sizes of professional quality convertible retaining ring pliers which will replace two standard fixed tip internal pliers and three external type pliers!

Ideal tools for production, inspection, maintenance and service work.

Changing from internal to external ring applications is a simple, quick operation involving only loosening of the thumb screw and screwing it into the adjacent tapped hole, finger tight = FAST.

Made from high manganese steel with carburized tips and handles. Black finish. Upset rivet joint.

Both sizes are furnished with shock-proof Red Plastic Handles.

Special heat treat gives long life to the tips.

Number	Tip Dia.	Length	FSN Stock Number	Standard Package
P-12	.038	5-3/4"	5120-089-0874 5120-930-9186	1
P-34	.070	8"	5120-089-9186	1

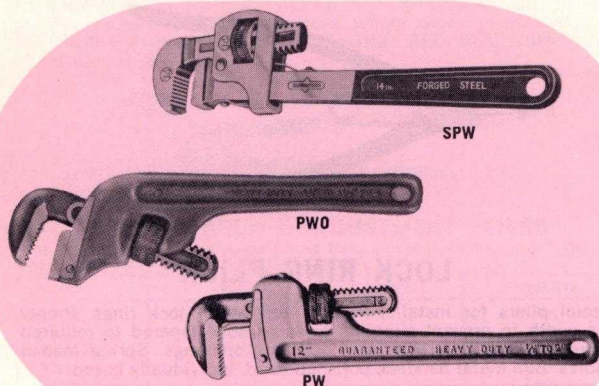


COMPOUND ACTION AVIATION METAL SNIPS

Compound lever action for extra cutting power. Drop forged of alloy steel, keenly ground edges, hardened and tempered so that hardness of blades is uniform to retain edge over long service period. Streamlined shape permits cut metal to slide back without catching. Both edges serrated to prevent slipping of material. Spring loaded handles return blades to open position for fast cutting. Safety catch provided. Gun metal finish handle, polished heads. Length of cut 1 3/8". Individually boxed.

Number	Description	Length	Weight Each
S-1-L	Left cutting	10	3/4 lbs.
S-2-R	Right cutting	10	3/4 lbs.
S-3-S	Straight cutting	10	3/4 lbs.
S-1-LCG	Above w/Plas. Hdls.	10	3/4 lbs.
S-2-RCG	Above w/Plas. Hdls.	10	3/4 lbs.
S-3-SCG	Above w/Plas. Hdls.	10	3/4 lbs.

Fed. Spec. GGG-S-291C, Type II, Class D, Grade A.



HEAVY DUTY PIPE CUTTERS

(Improved Saunders Type)

Fast, clean cutting. Long-shanked shockproof malleable frame protects cutter threads from wear and is guaranteed not to warp or break. Damage to rollers and cutter wheel is prevented by the new spring-action of the cutter arm. Cutter wheel made of chrome-alloy steel. All bearing parts are hardened.

Number	Capacity Inches	Standard Package	Package Weight Lbs.
PC-1	1/8 to 1-1/4	1	4
PC-2	1/8 to 2	1	7

Fed. Spec. GGG-C-771B, Type 1, Class 2, Style B.



PC-1

PV-16

HINGED PIPE VISES

Base, yoke and locking hook are made of shockproof malleable iron. Red enamel finish. Extra large alloy steel jaws hardened for long service and firm grip.

Number	Capacity Inches	Standard Package	Package Weight Lbs.
PV-15	1/8 to 1-1/4	1	4
PV-16	1/8 to 2	1	8



FT-163 DOUBLE FLARING TOOL SET

Consists of tube cutter, extra cutter wheel and tube flaring tool in metal case complete. Wt. 1 lb.

This Flaring Tool is designed and built to withstand the pressure that is necessary to double flare soft steel tubing (.040 wall thickness). The hardened Bar Assembly with five threaded dies (3/16, 1/4, 5/16, 3/8 and 1/2) also single flares soft copper, aluminum or brass tubing 45°. The Yoke Compressor is made of a heat treated steel forging. The Swivel is made from an alloy steel, heat treated, ground and hard chrome flashed to reduce friction. One of the set of five adapters is used for the first step in forming a double flare and the conventional method is used to complete the operation. The complete tool is packed in a compact heavy duty metal box.

PIPE WRENCHES

The Heavy Duty series is unconditionally guaranteed. Superior design incorporates balanced "feel," free and easy adjustment, calibrated hook jaw and a patented double-action spring for faster and easier bite, ratchet and release. Handles (except Stillson) made of pearlitic alloy. Both jaws are drop forged, precision milled and triple heat treated. 6" thru 24" sizes packed six per box.

HEAVY DUTY STRAIGHT PATTERN

Number	Size	Inch Capacity	Package Weight
PW-6	6	1/8 to 3/4	3
PW-8	8	1/8 to 1	6
PW-10	10	1/8 to 2	12
PW-12	12	1/8 to 2	18
PW-14	14	1/4 to 2	21
PW-18	18	1/4 to 2-1/2	33
PW-24	24	1/4 to 3	58
PW-36	36	1/4 to 4-1/2	34
PW-48	48	1 to 6	60

Fed. Spec. GGG-W-651C, Type II, Class A.

HEAVY DUTY OFFSET PATTERN

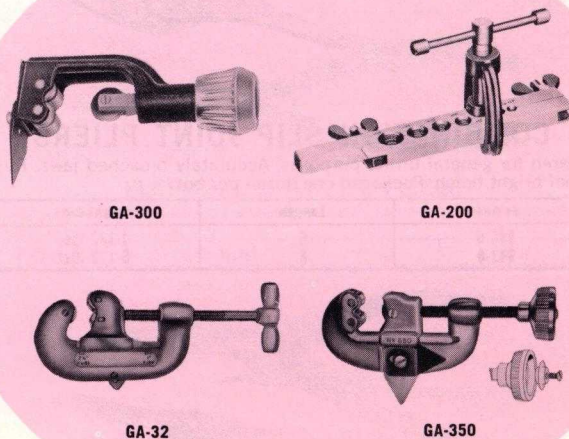
Number	Size	Inch Capacity	Package Weight
PWO-8	8	1/8 to 1	6
PWO-10	10	1/8 to 1-1/2	12
PWO-14	14	1/4 to 2	21
PWO-18	18	1/4 to 2-1/2	33

Fed. Spec. GGG-W-651C, Type VI.

STILLSON WRENCHES

DROP FORGED JAW AND BAR. CADMIUM PLATED JAWS			
Number	Size	Inch Capacity	Package Weight
SPW-8	8	1/8 to 3/4	4
SPW-10	10	1/8 to 1	9
SPW-14	14	1/4 to 1-1/2	18
SPW-18	18	1/4 to 2	27

Fed. Spec. GGG-W-651C, Type I, Class A.



GA-300

GA-200

GA-32

GA-350

MISCELLANEOUS PIPE TOOLS

GA-32 TUBING CUTTER

For tubing to 2 3/8 or standard 1" pipe. Hardened chrome alloy blade. Retractable reamer. Rolls and pins case hardened. Red enameled body, parts plated. 1-lb. 15-oz.

GA-32W Cutter wheel only

GA-200 FLARING TOOL. Complete tool for tubing sizes 3/4" through 5/8". Flaring yoke of malleable iron. Tapered cone is hardened, polished and rides on ball bearings. Steel parts plated. Yoke frame baked enamel. Weight 2 lbs.

GA-300 TUBING CUTTER. Capacity 1/8" to 1". Lightweight, sturdy, quality built. Body of high-test aluminum alloy. Threaded slide feed bar, enclosed. Cutting wheel and rollers hardened. Retractable reamer. Weight 9 oz.

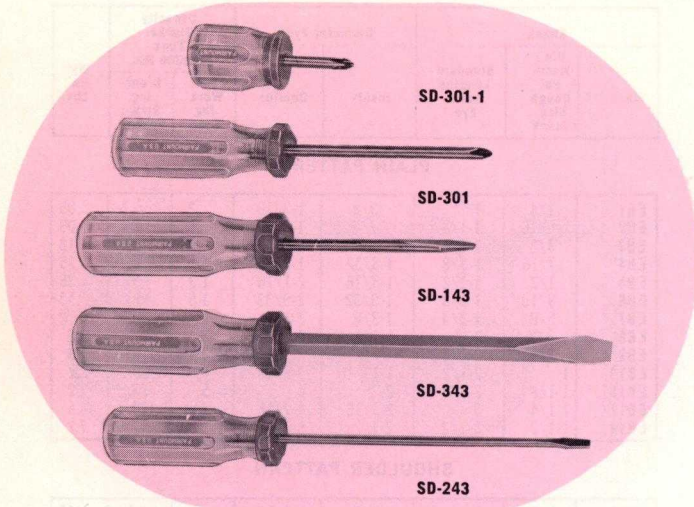
Fed. Spec. GGG-C-771B, Type II, Class 1.

GA-300-W CUTTER WHEEL ONLY

GA-350 TUBING CUTTER. Cuts hard or soft copper, brass, aluminum tubing from 1/8" to 1 1/2" O.D. Tubing rides on hardened rollers, cuts cleanly without burrs. Flare cut-off rollers permit cutting directly behind a cracked flare. Alloy steel cutter wheel. Retractable and hardened reamer blade. Wt. 14-oz.

Fed. Spec. GGG-C-771B, Type II, Class 2.

GA-350-W Cutter wheel only.



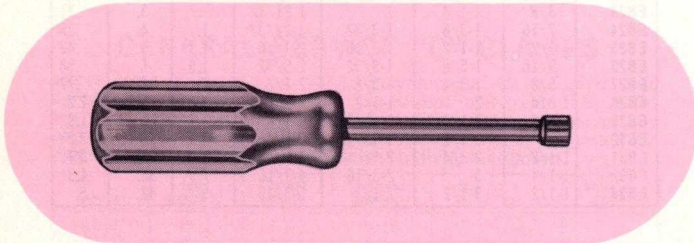
SD-301-1

SD-301

SD-143

SD-343

SD-243



HOLLOW-SHAFT NUT DRIVERS

With hexagon openings. Shafts are chrome-plated and solidly anchored in color-coded plastic handles that are approved by Underwriters Laboratory.


Number	Hex Opening	Handle Color	Length	Weight Each
HND-6	3/16	Black	6	.13
HND-7	7/32	Brown	6	.13
HND-8	1/4	Red	6	.13
HND-9	9/32	Orange	6	.13
HND-10	5/16	Amber	7	.19
HND-11	11/32	Green	7	.19
HND-12	3/8	Blue	7	.19
HND-14	7/16	Brown	7	.21
HND-16	1/2	Red	7	.23
HND-18	9/16	Orange	7	.23

Fed. Spec. GGG-W-00641C, Type I, Class 3.



NUT DRIVER SET

ND-10-K. 10 Tools in handsome compact plastic carrying case. Sizes: 3/16, 7/32, 1/4, 5/32, 3/16, 1/2, 5/8, 3/8, 1/2 and 5/16".



ALL STEEL SCREWDRIVER

SD-784. All steel. Drop-forged. Hardened. Edges of handle flutes smooth. Ground tapered blade. Can be used as a pry bar, for turning machine cap screws and fillister head. Rustproof and black lacquer finish. Length 9".

PLASTIC HANDLE SCREWDRIVERS

Superb quality and appearance. Forged chrome vanadium blades, heat treated. Full polished after precision grinding to exacting tolerances. Deep six fluted, amber tenite handles are non-slip, non-conductive, shockproof and breakproof. Blades are guaranteed not to turn in handle. Red ferrule and name panel contrasts with amber handle to give a striking appearance. Packed six per carton.

ROUND BLADE

Number	Stock Size	Blade Length	Overall Length	Weight Each
SD-143-4	1/4	4	8	4 oz.
SD-143-6	5/16	6	10	6 oz.
SD-143-8	3/8	8	13	7 oz.
SD-143-10	3/8	10	15	8 oz.

ROUND BLADE - ELECTRICIANS CABINET TYPE

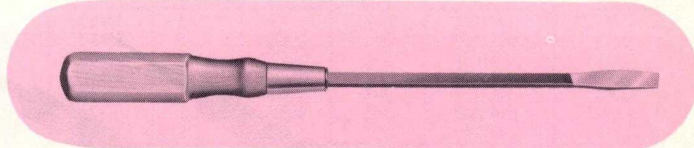
SD-243-3	3/16	3	7	2 oz.
SD-243-4	3/16	4	8	2 oz.
SD-243-6	3/16	6	10	3 oz.
SD-243-8	3/16	8	12	3 oz.

SQUARE BLADE

SD-343-4	1/4	4	8	4 oz.
SD-343-6	5/16	6	10	6 oz.
SD-343-8	3/8	8	13	7 oz.
SD-343-10	3/8	10	15	8 oz.
SD-343-1	1/4 Stub	1-1/4	3-1/4	2 oz.

GENUINE PHILLIPS BLADE

SD-301-3	#1	3	7	2 oz.
SD-301-4	#2	4	8	4 oz.
SD-301-6	#3	6	10	5 oz.
SD-301-1	#2 Stub	1-1/4	3-1/4	2 oz.



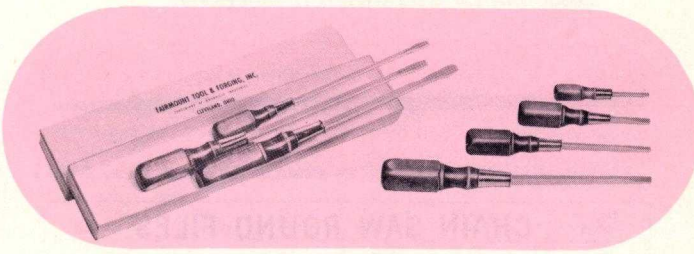
WOOD HANDLE SCREWDRIVERS

Square Shanks

Square Handles

Forged alloy steel shanks hardened the entire length. Square shanks will not turn in handle. Hard wood handles contoured to comfortable, sure grip. Blades black rustproof.


Number	Stock Size	Blade Length	Weight
SD-182-W	1/8	1-3/4	1 oz.
SD-185-W	1/8	5	1 oz.
SD-3162-W	3/16	1-3/4	2 oz.
SD-3164-W	3/16	3-3/4	2 oz.
SD-3168-W	3/16	7-1/2	3 oz.
SD-141-W	1/4 Stub	1-1/2	2 oz.
SD-144-W	1/4	4	4 oz.
SD-146-W	1/4	5-3/4	4 oz.
SD-1410-W	1/4	9-3/4	5 oz.
SD-1424-W	1/4	24	9 oz.
SD-5164-W	5/16	4	6 oz.
SD-5168-W	5/16	7-1/2	7 oz.



WOOD HANDLE

Screwdriver Set

SD-77-W. Set of 7. Contains 1 each of following screwdrivers: SD-182-W, SD-3162-W, SD-3164-W, SD-3168-W, SD-146-W, SD-1410-W, SD-5168-W.



DROP FORGED EYE BOLTS CARBON STEEL THREADED

Each piece is proof tested to insure maximum service and safety-standard. Heat treated.

Blank (unthreaded) and special lengths available on special order.

In accordance with ASTM A-489-63.


No.	Shank		Diameter Eye		Capacity Blanks: Tons of 2000 lbs.		Wgt. Ea., Lbs.
	Dia.; Nominal Rough Size; Blank	Standard Lengths under Eye	Inside	Outside	Safe Working Load	Breaking Strain Approx.	

PLAIN PATTERN

EB1	1/4	1	3/4	1-3/16	.2	1.5	.05
EB2	5/16	1-1/8	7/8	1-7/16	.4	2.	.09
EB3	3/8	1-1/4	1	1-21/32	.7	3.	.18
EB4	7/16	1-3/8	1-3/32	1-27/32	1.	4.	.26
EB5	1/2	1-1/2	1-3/16	2-1/16	1.3	5.	.35
EB6	9/16	1-5/8	1-9/32	2-9/32	1.5	6.	.53
EB7	5/8	1-3/4	1-3/8	2-1/2	2.	8.	.72
EB8	3/4	2	1-1/2	2-13/16	3.	12.	1.2
EB9	7/8	2-1/4	1-11/16	3-1/4	3.5	16.	1.6
EB10	1	2-1/2	1-13/16	3-9/16	4.	20.	2.2
EB11	1-1/8	2-3/4	2	4	5.	23.	3.2
EB12	1-1/4	3	2-3/16	4-7/16	7.5	33.	4.5
EB14	1-1/2	3-1/2	2-1/2	5-3/16	9.	42.	7.2

SHOULDER PATTERN

EB21	1/4	1	3/4	1-3/16	.2	1.5	.05
EB22	5/16	1-1/8	7/8	1-7/16	.4	2.	.11
EB23	3/8	1-1/4	1	1-21/32	.7	3.	.21
EB24	7/16	1-3/8	1-3/32	1-27/32	1.	4.	.28
EB25	1/2	1-1/2	1-3/16	2-1/16	1.3	5.	.43
EB26	9/16	1-5/8	1-9/32	2-9/32	1.5	6.	.58
EB27	5/8	1-3/4	1-3/8	2-1/2	2.	8.	.77
EB28	3/4	2	1-1/2	2-13/16	3.	12.	1.2
EB29	7/8	2-1/4	1-11/16	3-1/4	3.5	16.	1.9
EB30	1	2-1/2	1-13/16	3-9/16	4.	20.	2.6
EB31	1-1/8	2-3/4	2	4	5.	23.	3.7
EB32	1-1/4	3	2-3/16	4-7/16	7.5	33.	4.9
EB34	1-1/2	3-1/2	2-1/2	5-3/16	9.	42.	8.



FILES-AMERICAN PATTERN

Made from specially refined high carbon file steel. Deep cut, sharp teeth designed for rapid removal of metal. Self cleaning. Uniform width and thickness.

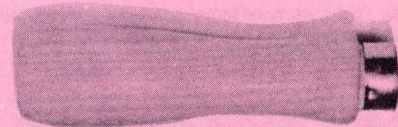
Type	Lengths					
	6"	8"	10"	12"	14"	16"
Mill Bastard	MB-6	MB-8	MB-10	MB-12	MB-14	MB-16
Mill Smooth	MS-6	MS-8	MS-10	MS-12	—	—
Flat Bastard	FB-6	FB-8	FB-10	FB-12	FB-14	—
Flat Smooth	FS-6	FS-8	FS-10	FS-12	FS-14	—
Round Bastard	RB-6	RB-8	RB-10	RB-12	RB-14	—
Round Smooth	RS-6	RS-8	RS-10	RS-12	RS-14	—
Half Round Bastard	HRB-6	HRB-8	HRB-10	HRB-12	HRB-14	—
Half Round Smooth	HRS-6	HRS-8	HRS-10	HRS-12	HRS-14	—
Taper, Extra Slim	TES-6	TES-8	—	—	—	—

Standard packages 10" or smaller is 12 ea. 12" and larger 6 each.



CHAIN SAW ROUND FILES


No.	Dia.	Lgth.	Std. Pkg.
CSR-6	3/16	8	12
CSR-7	7/32	8	12
CSR-8	1/4	8	12
CSR-10	5/16	8	12
CSR-12	3/8	8	12



WOOD FILE HANDLES

No.	Description
FH-2	For 4" and 6" files
FH-3	For 6" and 8" files
FH-4	For 8", 10" and 12" files
FH-5	For 12", 14" and 16" files

DROP FORGED "C" CLAMPS

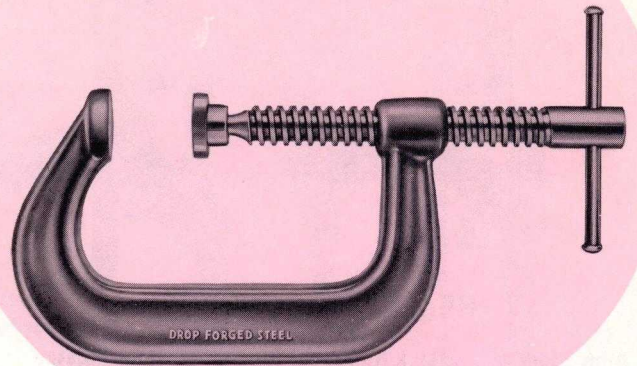


GENERAL SERVICE "C" CLAMPS

These are a heavy service clamp recommended for industrial and construction service. Frames are forged and heat treated. Spindles are turned from bar stock threaded modified National Coarse, and heat treated. Permanent type pads. Unconditionally guaranteed against breakage. Gray painted finish. Individually boxed.

Number	Inch Capacity	Throat Depth	Spindle Diameter	Minimum Proof Test	Weight Each
CC102	0- 2	1-1/2	9/16	7,500 lbs.	2 lbs.
CC103	0- 3	2	5/8	8,750 lbs.	3 lbs.
CC104	0- 4	2-3/8	3/4	10,000 lbs.	5 lbs.
CC106	2- 6	2-1/2	3/4	11,250 lbs.	6 lbs.
CC108	4- 8	2-5/8	3/4	12,500 lbs.	8 lbs.
CC110	6-10	2-3/4	3/4	13,750 lbs.	9 lbs.
CC112	8-12	2-7/8	3/4	15,000 lbs.	13 lbs.

Fed. Spec. GGG-C-00406B-1, Type I, Class B, Grade A, Style 1.



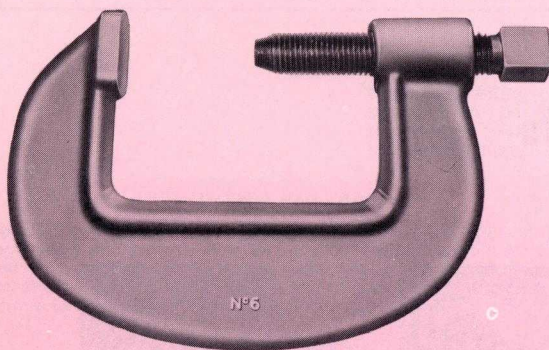
EXTRA DEEP THROAT CLAMPS

Combine greater throat depth with the added strength of drop forged steel. Fatigue-proof spindles with permanent type pads. Spindles are precision cut single lead Acme thread. Unconditionally guaranteed against breakage. Gray enameled finish. Individually boxed.

EXTRA DEEP CLAMPS WITH PLAIN SPINDLES

Number	Inch Capacity	Throat Depth	Spindle Diameter	Minimum Proof Test	Weight Each
CC402	0- 2	2	9/16	3300 lbs.	1 lb.
CC403	0- 3	2-1/2	5/8	3500 lbs.	2 lbs.
CC404	0- 4	2-7/8	3/4	4100 lbs.	3 lbs.
CC406	0- 6	3-5/8	3/4	5400 lbs.	4 lbs.
CC408	2- 8	4-1/2	3/4	5900 lbs.	6 lbs.
CC410	2-10	5-3/8	3/4	6200 lbs.	9 lbs.
CC412	2-12	5-3/4	7/8	9300 lbs.	13 lbs.

Fed. Spec. GGG-C-00406B-1,
Type 1, Class A, Grade A,
Style 1 & 2.




EXTRA HEAVY DUTY SERVICE "C" CLAMPS

Truly an extra heavy duty clamp for the heaviest usage. Drop forged frame heat treated. Tempered steel spindles turned from bar stock. Unconditionally guaranteed against breakage. Natural finish. Bulk packaging.

Number	Inch Capacity	Throat Depth	Spindle Diameter	Minimum Proof Test	Weight Each
CC1	0 - 1-1/4	1-1/8	9/16	5,600 lbs.	1 lb.
CC2	7/8- 2-1/4	1-3/4	9/16	12,500 lbs.	3 lbs.
CC3	1/4- 3-1/4	2-3/8	7/8	16,250 lbs.	7 lbs.
CC4	1-1/2- 4-1/2	2-3/4	7/8	20,000 lbs.	10 lbs.
CC5	2-1/2- 5-1/2	3-1/8	7/8	23,800 lbs.	13 lbs.
CC6	1-5/8- 6-1/2	3-3/8	1-1/8	27,500 lbs.	17 lbs.
CC8	3-5/8- 8-1/2	3-3/4	1-1/8	31,250 lbs.	24 lbs.
CC10	5-5/8-10-1/2	4-1/8	1-1/8	35,000 lbs.	29 lbs.
CC12	7-5/8-12-1/2	4-1/2	1-1/8	40,000 lbs.	40 lbs.

Fed. Spec. GGG-C-00406B-1, Type 1, Class D.



Combine greater throat depth with the added strength of drop forged steel. Fatigue-proof spindles with permanent type pads. Spindles are precision cut single lead Acme thread. Unconditionally guaranteed against breakage. Gray enameled finish. Individually boxed.

EXTRA DEEP WELDING CLAMPS WITH COPPER PLATED SPINDLES

Number	Inch Capacity	Throat Depth	Spindle Diameter	Minimum Proof Test	Weight Each
CC402-P	0- 2	2	9/16	3300 lbs.	1 lb.
CC403-P	0- 3	2-1/2	5/8	3500 lbs.	2 lbs.
CC404-P	0- 4	2-7/8	3/4	4100 lbs.	3 lbs.
CC406-P	0- 6	3-5/8	3/4	5400 lbs.	4 lbs.
CC408-P	2- 8	4-1/2	3/4	5900 lbs.	6 lbs.
CC410-P	2-10	5-3/8	3/4	6200 lbs.	9 lbs.
CC412-P	2-12	5-3/4	7/8	9300 lbs.	13 lbs.

Fed. Spec. GGG-C-00406B-1, Type 1, Class A, Grade A, Style 1, 2.

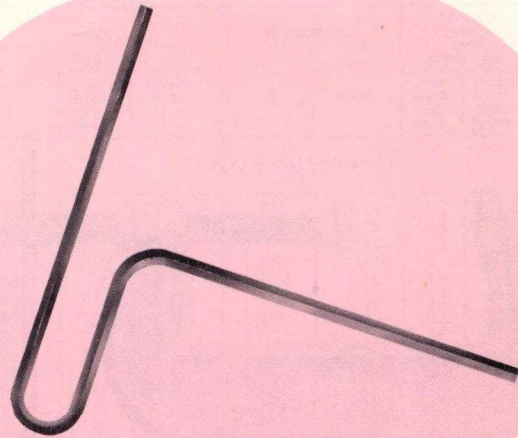


HEX KEY WRENCHES

Alloy Steel Black Rustproof Finish Heat Treated

Key Width Across Flats	Length Short Arm	Length Long Arm		Socket Set Screw	Socket Head Cap	Flat Head Cap	Stripper Socket Head	Pipe Plug
		Short Series	Long Series					
.035	1/2	1-3/8		2				
.050	9/16	1-3/4		3, 4	1			
1/16	9/16	1-3/4		5, 6	2	4		
5/64	39/64	1-7/8	3-3/16	8	3, 4	5, 6		
3/32	21/32	2	3-3/8	10-12	5, 6	8		
7/64	11/16	2-1/4	3-1/2					
1/8	3/4	2-1/4	3-3/4	1/4	8	10	1/4	
9/64	13/16	2-3/8	3-7/8					
5/32	27/32	2-1/2	4-1/8	5/16	10, 12	1/4	5/16	1/16
3/16	15/16	2-3/4	4-1/2	3/8	1/4	5/16	3/8	1/8
7/32	1-1/32	3	4-7/8	7/16	5/16	3/8		
1/4	1-1/8	3-1/4	5-1/4	1/2, 9/16		7/16	1/2	1/4
5/16	1-1/4	3-3/4	6	5/8	3/8, 7/16	1/2	5/8	3/8
3/8	1-3/8	4-1/4	6-3/4	3/4	1/2, 9/16	5/8, 3/4	3/4	1/2
7/16	1-1/2	4-3/4	7-1/2					
1/2	1-5/8	5-1/4	8-1/4	7/8	5/8		1	
9/16	1-3/4	5-3/4	9	1, 1-1/8	3/4, 7/8			3/4
5/8	1-7/8	6-1/4	9-3/4	1-1/4, 1-3/8	1			1
3/4	2-1/8	7-1/4	11-1/4	1-1/2	1-1/8			
7/8	2-3/8	8-1/4	12-3/4					
1.000	2-5/8	9-1/4	14-1/4	1-3/4, 2	1-1/2			

Short series will be supplied unless otherwise specified.
Fed. Spec. GGG-W-00652A.

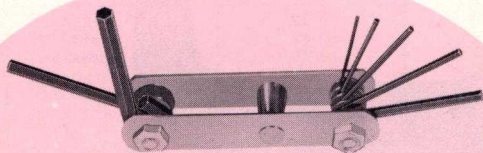


"T" HANDLE HEX SOCKET KEY WRENCHES


Furnished in the popular 6" arm lengths fitting all types of hex socket screws. Double duty in design (use either arm). Comfortable in any position. Provides maximum torque even in hard to reach areas. Made from tool steel and carefully heat treated assuring maximum resistance to torque stresses and freedom from brittleness. Black rust-proof finish. Packaged in bulk.

Number	Hex Size	Overall Length
THK-6	3/32	6
THK-7	7/64	6
THK-8	1/8	6
THK-9	9/64	6
THK-10	5/32	6
THK-12	3/16	6
THK-14	7/32	6
THK-16	1/4	6
THK-20	5/16	6
THK-24	3/8	6


HEX KEY WRENCH SETS



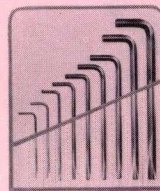
7KW




514



0511S

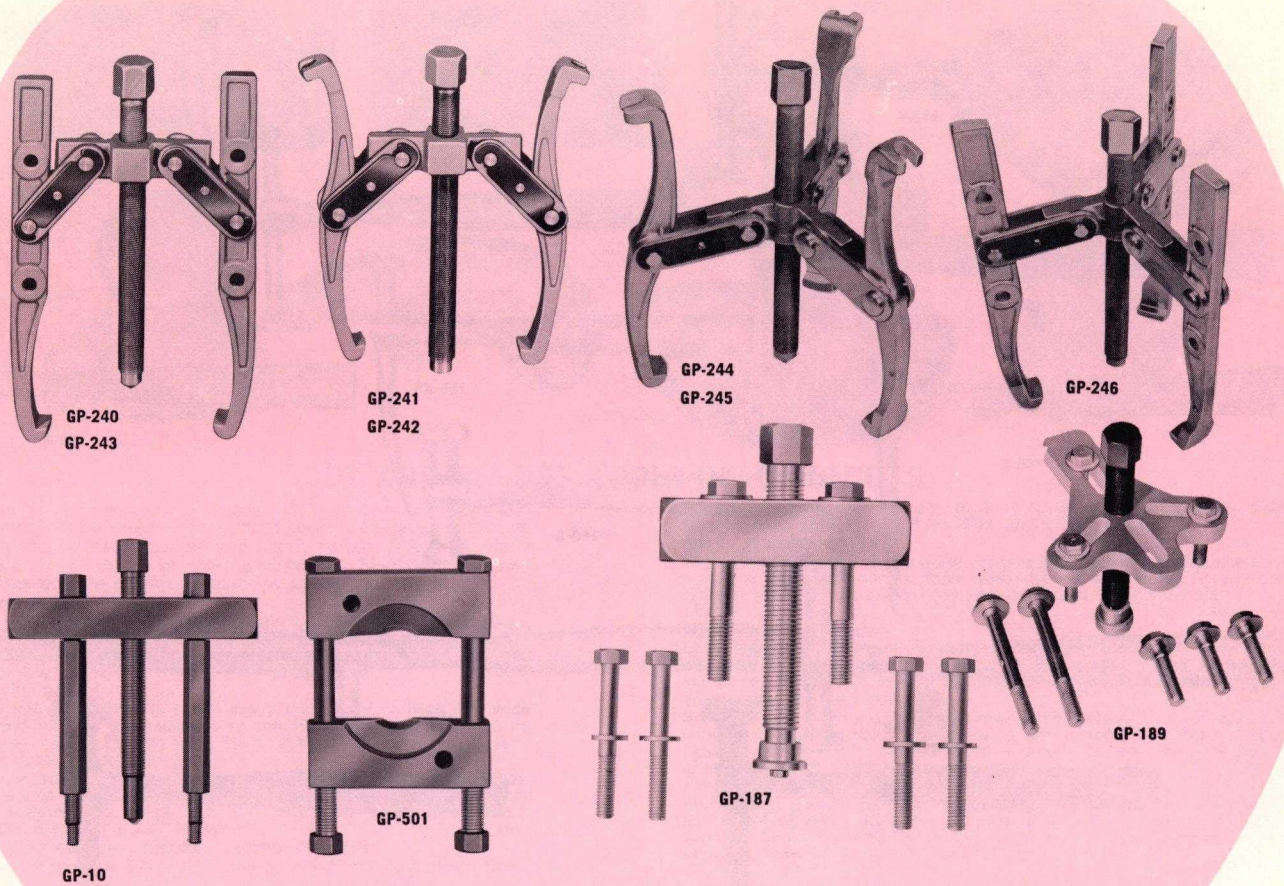


59S & 59L



7S & 7L

No.	Description
7S	7 Short Arm Wrs. 5/64" thru 1/4", Envelope bag
7L	7 Long Arm Wrs. as above
59S	9 Short Arm Wrs. 5/64" thru 3/8" in pocket bag
59L	9 Long Arm Wrs. as above
514	14 Short Arm Wrs. .050 thru 5/8" in pocket bag
0511S	11 Short Arm Wrs. .050 thru 3/8" in pocket bag
7-KW	7 Wrs. .050 thru 3/16" in pocket knife type holder



GEAR PULLERS

Made to exacting specifications for long service and heavy duty usage. Every puller has buttress threaded pressure screws and forged cross heads. Drop forged from alloy steel. Cadmium plated. Individually boxed.

2 JAW PULLERS

Nos. 240 and 243 are adjustable position pullers for removing bearings, gears and pulleys. Nos. 241 and 242 are reversible for inside and outside pulling. No. 241 has plain hooks on both ends of jaws. No. 242 has slotted hooks on one end of jaws for hooking on to cap screws to remove gears and parts with tapped holes.

ADJUSTABLE

Number	Reach	Spread	Forcing Screw	Weight
GP-241	3-3/8	0 to 6	5/8 x 6	2 lbs.
GP-242	5-1/2	0 to 8	3/4 x 8-5/16	4-1/4 lbs.

REVERSIBLE

GP-240	3-1/4	0 to 4	3/8 x 4-1/4	1 lb.
GP-243	9	0 to 10	3/4 x 8-5/16	5 lbs.

Fed. Spec. GGG-P-007818, Type I, Class 1, Styles A & B.

GP-10 TIMING GEAR PULLER

Used with standard sized cap screws in pulling all gears with tapped holes. Sliding jaws accommodate various widths. Side screws are machined in popular 3/8"-16 and 3/4"-18 thread sizes. Individually packaged. Length of body, center screw and side screws is 6 1/2". Weight 2 3/4 lbs.

GP-187 STEERING WHEEL PULLER

Removes steering wheels on cars where wheel is held by 2 cap screws and lock nuts. Puller includes 3 sets of hardened side screws: 3/8"-18 (4 1/2" long); 3/4"-24 (3 1/2" long); and 3/8"-16 (4" long). Individually packaged. Weight 2 1/4 lbs.

3 JAW PULLERS

3-Jaw Puller provides maximum strength for the toughest pulling jobs because the 3 jaws distribute a powerful 3 point, balanced force on the part being pulled. No. 244 has plain hook on both ends of jaws. No. 245 has slotted hooks on one end of jaws for hooking on to cap screws to remove gears or parts which have tapped holes.

Number	Reach	Spread	Forcing Screw	Weight
GP-244	0 to 6	3-1/4	5/8 x 6	2.5
GP-245	0 to 8	5-1/2	3/4 x 8-5/16	5.5
GP-246	0 to 10	9	3/4 x 8-5/16	6.5

Fed. Spec. GGG-P-007818, Type I, Class 2, Style A & B.

GP-501 BEARING SPLITTER

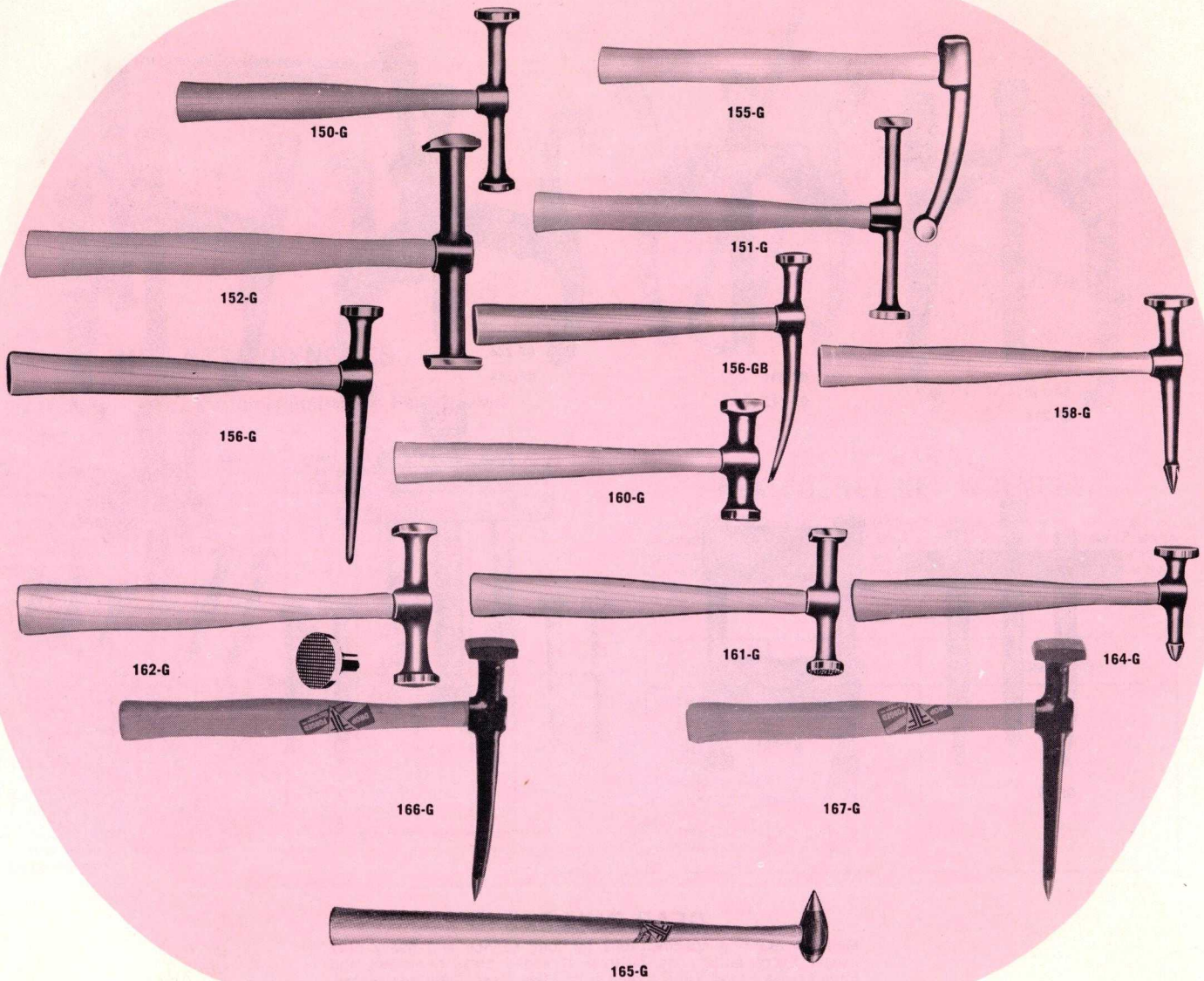
Separates bearings on axle shafts. Inside of counterbore is machined to a near-sharp edge. This allows tool to be easily forced back of bearing or gear by tightening two nuts. Adjustments made with the use of only one wrench. After bearings are separated, a Gear Puller is attached for removal of gear. Bearing Splitter is also used in forcing gears back from a tight shoulder. Capacity up to 2 1/4" diameter. Individually packaged. Shipping weight 1 1/2 lbs.

Fed. Spec. GGG-P-007818, Type XII.

GP-189 HARMONIC BALANCER PULLER

Designed to pull balancers, vibration dampers, pulleys or any gear with tapped holes. Four slots in the yoke allow its use in either 2 or 3-hole applications. The floating swivel prevents damage to shaft ends. Includes side screws: three 3/8"-24 x 2", three 3/8"-18 x 2" and two 3/8"-16 x 4". Individually packaged. Weight 2 1/2 lbs.

BODY AND FENDER HAMMERS



Fed. Spec. GGG-H-20-A.

All Fairmount body and fender hammers are drop forged from special steels selected to provide the ruggedness and durability built into each tool. Very carefully heat treated by methods found most successful over the years. Each hammer designed and engineered for the job. Heads painted ebony with brightly polished working surfaces. Second growth hickory handles securely wedged.

150-G - DINGING HAMMER

For fender and high-crowned panel dinging or bumping. Both high and low-crown faces for "on or off dolly" work. Weight 11 oz. Faces, $1\frac{1}{4}$ " and $1\frac{1}{8}$ ". Round heads, 6" overall. Type III, Class 2, Style B.

151-G - DINGING HAMMER

For light dinging and long reach. Square face permits dinging close to moulding or beading. Weight 10 oz. Faces $1\frac{1}{4}$ " round, $1\frac{1}{8}$ " square head 6" overall. Type III, Class I.

152-G - HIGH CROWN CROSS PEIN HAMMER

Two high-crowned faces for concave surfaces on doors, rear quarter panels, fenders and hoods. Weight 17 oz. Faces $1\frac{1}{8}$ ", 6" overall.

155 - FENDER BUMPER

For bumping where hand and dolly cannot reach. Ample clearance for obstructions. Also used as a calking iron. Weight $1\frac{1}{2}$ lbs. Length of head, $8\frac{3}{4}$ ".

156-G - PICK HAMMER

Long-reach, thin point for low spot on low-crown panels. Reaches over inner obstructions. One high-crown face. Weight 9 oz. Face, $1\frac{1}{4}$ " round point, $\frac{1}{2}$ " radius. Length of pointed end, $5\frac{1}{2}$ ". Type II, Class 1.

156-GB - CURVED PICK HAMMER

Like 156-G except pick end is bent in arc of normal blow. Reaches behind reinforcements to difficult spots. Weight 9 oz. Face, $1\frac{1}{4}$ " round point, $\frac{1}{2}$ " radius. Length of pointed end, $5\frac{1}{2}$ ". Type II, Class 2.

158-G - GENERAL PURPOSE PICK HAMMER

Medium size point and reach for general work. Low crown strawberry point for perfect balance. Weight 9 oz. Face, $1\frac{1}{8}$ " round point, $\frac{3}{8}$ " radius. Length of pick end, $3\frac{3}{4}$ ". Type II, Class 1.

160-G - HEAVY DUTY BUMPING HAMMER

For heavy gauge truck fenders and panels. Also used in straightening reinforcements, braces, etc. Weight 13 oz. Faces, $1\frac{1}{4}$ " round and $1\frac{1}{8}$ " square head, 4" overall. Type I, Class I, Style A.

161-G - DINGING HAMMER

Short-reach, lightweight. One low-crown, square face. Lightest dinging hammer in line. Weight 9 oz. Faces, $1\frac{1}{4}$ " round and $1\frac{1}{8}$ " square. Head, 4" overall. Type III, Class I.

162-G - SHRINKING HAMMER

For work in close quarters. Expertly machined serrations on the round face. Weight 9 oz. Plain square face, $1\frac{1}{8}$ " round serrated face, $1\frac{1}{4}$ " diameter. 4" overall. Type III, Class 3, Style B.

164-G - UTILITY PICK HAMMER

Blunt point, short reach. For low spots in high-crown panels and other work with small clearance. Weight 10 oz. Face $1\frac{1}{4}$ " round point, $\frac{3}{8}$ " radius. Length of pointed end, 2" head, 4" overall. Type IV.

165-G - PICK HAMMER

Lightweight. Provides stubby pick point and high-crown pein-type faces. Long reach, 18" handle. Will ding out small dents in high fins. No need to remove panels. Weight 5 oz. (handle only H-42A-18).

166-G - "HEAVY DUTY" CURVED GENERAL PURPOSE PICK HAMMER

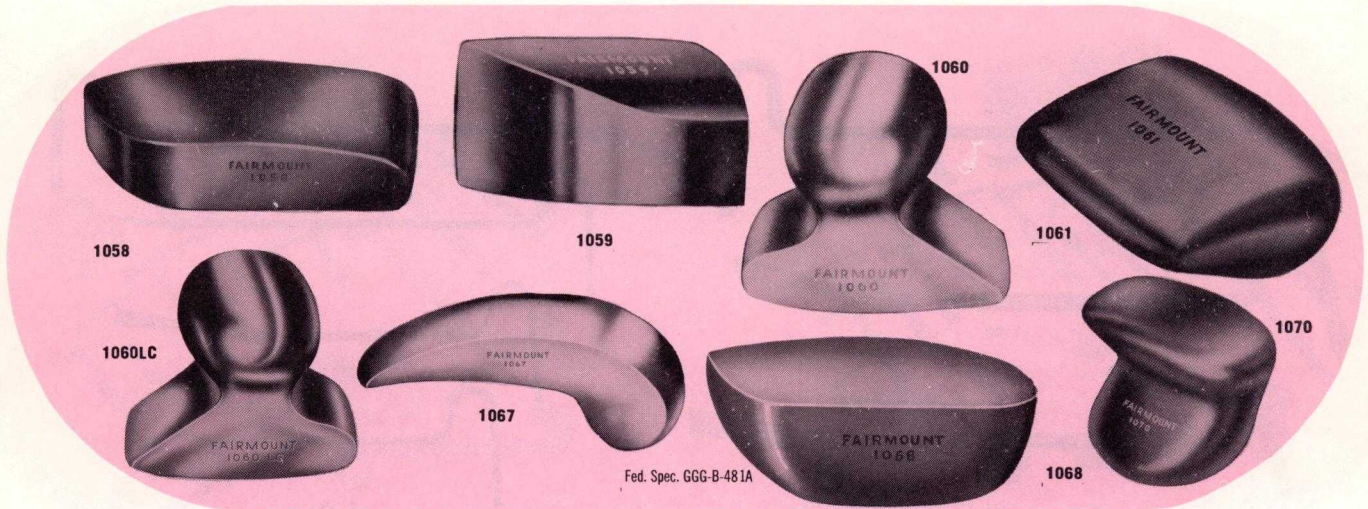
This Pick Hammer is especially adapted to heavy gauge metals, such as trucks, vessels, etc. because of the heavy construction and weight. The pick end is curved to the arc of a normal blow. Dinging head has a high crown. Length of pick end reaches behind reinforcements, rails and other hard to reach areas. Weight 15 oz. Face $1\frac{1}{2}$ " square. Length of pointed end 6". Round point $\frac{1}{2}$ " radius.

167-G - "HEAVY DUTY" STRAIGHT GENERAL PURPOSE PICK HAMMER

Similar in construction to the 166-G except the pick end is straight. Weight 15 oz. Length of pointed end is 6". Round point $\frac{1}{2}$ " radius.

42-HC - TRIMMERS' HAMMER

Magnetic tack hammer for trimmers. Curvature right for accurate blows. Weight 7 oz. Also available (No. 42-H) without claw. Type VIII, Class 3.



BODY AND FENDER TOOLS DOLLY BLOCKS

All Fairmount Dolly Blocks are drop forged from selected steels and painstakingly heat treated for long, hard service. Perfectly balanced. Working surfaces are processed and highly polished. A single dolly block has a limited variety of working surfaces. A Fairmount matched set provides working surfaces answering all contour needs.

1058 - TOE DOLLY

Thinness and length provide easy accessibility to narrow pockets. Large, flat face is frequently used in shrinking and dinging flat panels. The flat sides furnish a convenient anvil for repairing flanges. Weight 2½ lbs. Size 4¾" x 2¾" x 1½". Type IV.

1059 - HEEL DOLLY

Design makes it possible to reach easily into sharp corners and wide radii. These features are exclusive to the Heel Dolly and continue its high demand. Weight 2½ lbs. Sizes 3¼" x 2½" x 1¾". Type III.

1060 - GENERAL PURPOSE DOLLY

Provides convenient and comfortable hand hold during heaviest blows. Weight, balance and several differently crowned working faces, together with two beading and flange lips, give this dolly broad general use. Weight 3 lbs. Size 2⅞" x 2⅜" x 2¼". Type I, Style D.

1060LC - LOW CROWN GENERAL PURPOSE DOLLY

A new, general purpose dolly with a low crowned working surface. Drop-

forged from long service steel. Working surfaces highly polished. Comfortable hand hold. Weight 3 lbs. Size 2⅞" x 2⅜" x 2¼".

1061 - UTILITY DOLLY

High-crown dolly with one narrow beading edge. Thick rounded sides are useful in short radii curves. Wide application of uses in high-crown portions of hoods, fenders and body panels. Weight 3 lbs. Size 3⅞" x 3" x 1⅝". Type VIII, Style B.

1067 - WEDGE DOLLY

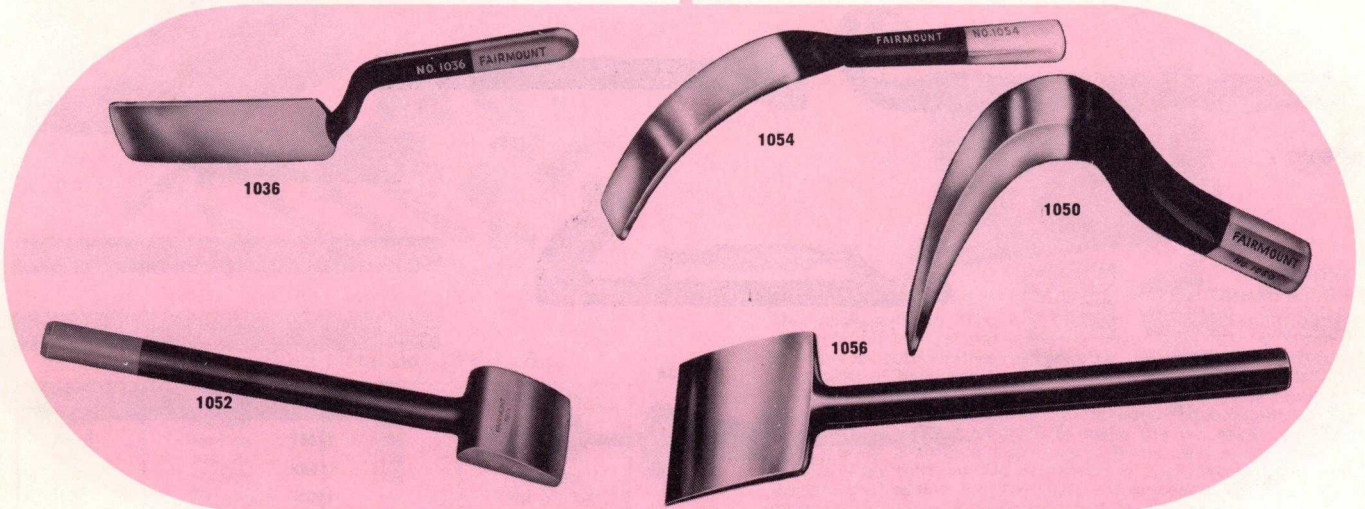
Long, slender general purpose dolly. Widely favored by many body repair men for all-around use. The long, thin lip is very useful in working behind reinforcements. Weight 3¼ lbs. Size 5¾" x 2⅜" x 2¼". Type V.

1068 - LOW CROWN DOLLY

Specially designed for use on low-crown panels where medium and high-crown dollies would stretch the metal. Angle between the sides and large face is less than 90°, which permits this dolly to reach into the corner of a flanged edge. Weight 3 lbs. Size 3⅞" x 2¾" x 1⅝". Type VI.

1070 - "CHAMPION" HEAVYWEIGHT DOLLY

Heavy duty, general purpose fender dolly. A necessity on heavy gauge fenders which resist the blows of lighter dollies. Brings out the toughest damage. Seats comfortably in the hand and protects fingers from a swinging blow. Weight 4 lbs. Size 3⅞" x 3⅞" x 2¼".



BODY SPOONS

Fairmount Spoons are carefully designed and engineered to service the specific needs of the Body and Fender repairmen. All spoons are drop-forged from selected steels and are carefully heat treated to exacting specifications. All are perfectly balanced. Working surfaces are carefully processed and highly polished. Handles are enameled.

1036 - LIGHT DINGING SPOON

To ding ridges smooth and level. When held against ridge and struck with hammer, spreads blow over large area making smooth job and preventing damage to metal or finish. Not made for prying. Weight 11 oz. Length 10" overall. Face 2" x 4¾".

1050 - COMBINATION SPOON

General purpose fender spoon. Used as dolly behind brackets, inner panels and similar places. Handle offset to give balance when dinging and for long reach. Has high-crown working surface. Weight 2¾ lbs. Face 1¾" x 5½". Handle 1" octagon 4¾" long.

1052 - SPOON DOLLY

Long handle permits many uses in places otherwise inaccessible. Can be driven between reinforcements and outer panel, then used to pry

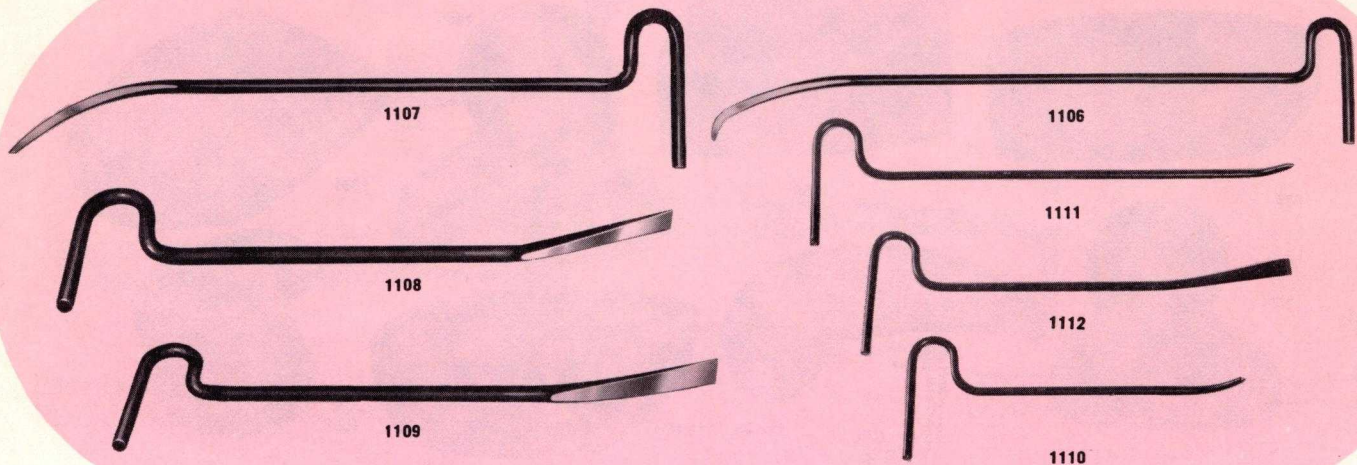
outward as the metal is dinged. Excellent forming and calking tool for the deep pockets of doors, quarter-panels, rear fenders and lower trunk panels. Weight 3½ lbs. Size 2½" x 1" x 3".

1054 - LONG CURVED SPOON

Long, thin, curved blade is handy for prying up dents behind curved reinforcements in header panels, hinge anchors in doors, body pillars and reinforcements in hoods and radiator shells. Weight 1½ lbs. Length 10½" overall. Face 2" x 7".

1056 - WING-DING SPOON DOLLY

The answer to repair problems on high fins. A dolly, a spoon, a pry. Long handle and special contours for working up inside cramped fins. Wide spoon transmits hammer blows over wide area without damaging finish. 1" handle diameter. 19" overall length. Weight 3¾ lbs.



BODY PICKS

Fairmount Picks are designed primarily for inner construction and outer panels where clearance is from 2" to 6". Their use makes the metal man's job far easier, cutting repair time as much as 40%. All picks are drop forged and heat treated. All have painted shanks and polished working surfaces.

NO. 1106 - MEDIUM CURVED PICK
Medium length. Curved and pointed. Use twisting or prying action. Length 26½". Wt. 2.5 lbs.

NO. 1107 - LONG CURVED PICK
Long length. Curved and pointed. Use twisting or prying action. Length 31". Wt. 3.4 lbs.

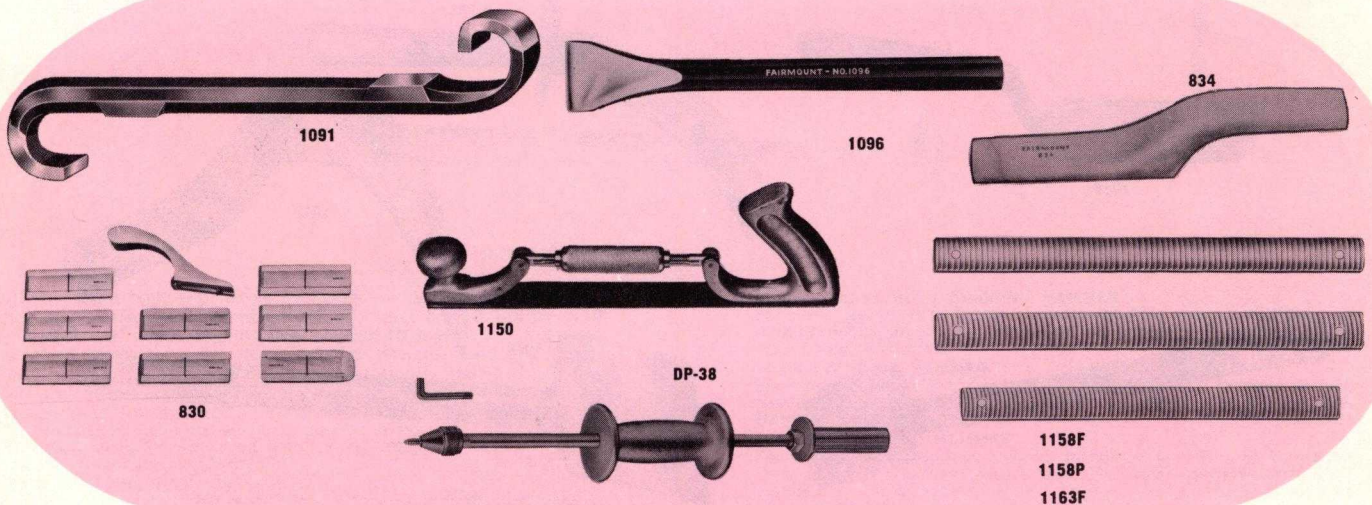
NO. 1110 - SHORT CURVED PICK
Extremely short length. Curved and pointed. Use twisting or prying action. Length 12". Wt. 1¼ lbs.

NO. 1111 - MEDIUM SHORT CURVED PICK
Short length. Curved and pointed. Use twisting or prying action. Length 18". Wt. 1½ lbs.

NO. 1108 - SHORT CHISEL BIT PICK
Medium duty. Employ twisting action. Chisel bit ¾". Length 16". Wt. 2.0 lbs.

NO. 1109 - LONG CHISEL BIT PICK
Heavy duty. Employ twisting action. Chisel bit 1". Length 20". Wt. 2.5 lbs.

NO. 1112 - LIGHT CHISEL BIT PICK
Light duty. Employ twisting action. Chisel bit ½". Length 16". Wt. 2¼ lbs.



MISCELLANEOUS TOOLS

NO. 1091 - HEAVY DUTY DRIVING AND FENDER BEADING TOOL
Useful for restoration of turned under, non-wired flanged edges. Also handy for alignment of inner construction and flanges on alligator hoods. Heavy formed striking pads. Length 14¾". Wt. 3.25 lbs.

NO. 1096 - CALKING IRON
Excellent precision made wide calking iron. Polished working surfaces are rounded for use on inside moldings. Face 1¼ x 1". Overall length 11". Wt. 1.0 lbs.

NO. 1150 - ADJUSTABLE AND FLEXIBLE FILE HOLDERS
Permits use of files to 14". Handle adjustable for both right and left hand use for working close to offset or panels. Permit flexing either way to maximum point of safety against breakage. Wt. 1½ lbs.

NO. 1158F - STANDARD 14" BODY FILE

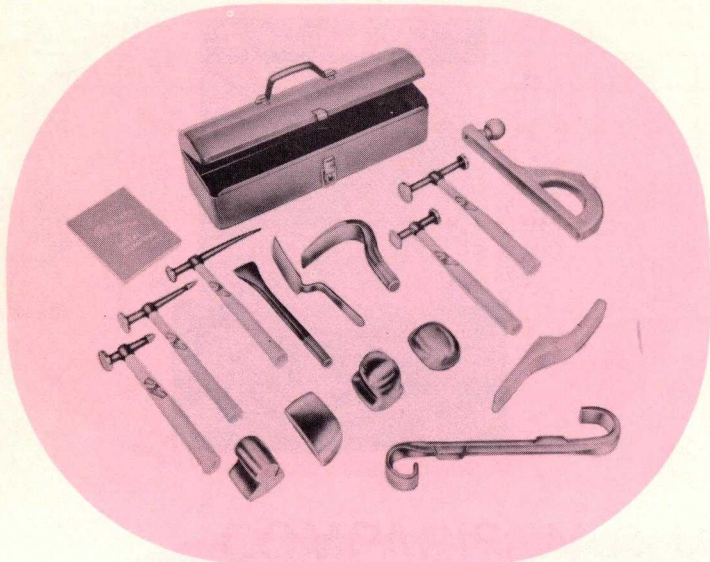
NO. 1158P - SHAVECUT PLASTIC BODY FILE
6 extra-coarse teeth per inch. Non-clogging.

NO. 1163F - STRAIGHT SHELL BODY FILE
Concave for shallow concave work.

NO. 834 - SOLDER PADDLE
Made of close-grained maple. Will not stick to hot solder. Flat face, full sized blade, 1¾ x 6". Overall length 11". Wt. .25 lbs.

NO. 830 - SOLDER PADDLE SET
Consists of handle and eight removable paddle blades. High grade hard maple material. Spring clip in foot of handle permits instant snap-on and release of blades. 6 each No. 1 blades 4¼ x 1¾". 1 ea. No. 2 blade 4¼ x 1½". 1 ea. No. 3 half round blade 4¼ x 1¾". Wt. .50 lbs.

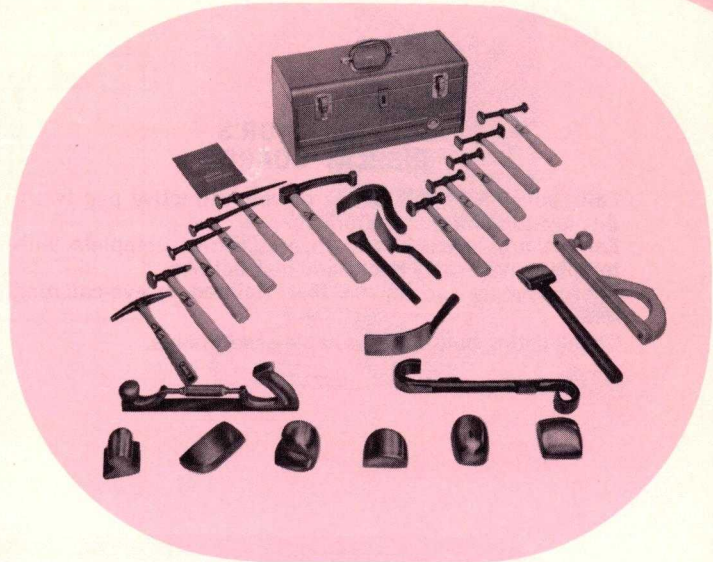
NO. DP-38 - BODY DENT PULLER TOOL
Slide hammer activated. This tool provides a remarkably simple and easy method of removing a dent in a door or panel. Merely punch or drill a hole in the deepest part of the damage and insert a self-threading screw or hook. A few light impacts with the slide hammer will return the metal to original position. Shaft is ½" x 13" with locking device to keep screw from turning. Cadmium and black oxide rust-proof finish. Wt. 4.5 lbs.



NO. 691-K SET

15 Tools in BX18 Metal Box 16 x 7 x 7

No.	Description	No.	Description
150-G	Hammer	1070	Dolly Block
156-GB	Hammer	1150	File Holder
158-G	Hammer	1096	Fender Tool
161-G	Hammer	834	Solder Paddle
164-G	Hammer	1036	Light Spoon
1058	Dolly Block	1050	Spoon
1060	Dolly Block	1091	Calking Iron
1068	Dolly Block	—	Inst. Manual
Total Wt. 45 lbs.			



NO. 692-K SET

24 Tools in BX-17 Metal Box 20 x 8½ x 8½

No.	Description	No.	Description
42-HC	Mag. Hammer	1060	Dolly Block
150-G	Hammer	1061	Dolly Block
152-G	Hammer	1068	Dolly Block
155-G	Hammer	1070	Dolly Block
156-G	Hammer	1091	Fender Tool
156-GB	Hammer	1096	Calking Iron
158-G	Hammer	1036	Light Spoon
160-G	Hammer	1050	Spoon
161-G	Hammer	1052	Spoon
162-G	Hammer	105	Spoon
164-G	Hammer	1150	File Holder
1058	Dolly Block	—	Inst. Manual
1059	Dolly Block	—	—
Total Wt. 65 lbs.			



NO. 659-K SET

10 Tools in BX9023 Metal Box 18 x 6 x 6

No.	Description	No.	Description
150-G	Hammer	1060	Dolly Block
158-G	Hammer	1036	Light spoon
160-G	Hammer	1158	File
164-G	Hammer	1150	File Holder
1058	Dolly Block	—	Inst. Manual
1059	Dolly Block	—	—
Total Wt. 20 lbs.			



BODY AND FENDER REPAIRMAN'S INSTRUCTIONAL MANUAL

This book, entitled "The Key to Metal Bumping" is an excellent instructional manual and guide for every body man or student. It provides an authoritative reference for techniques and methods for all phases of body and fender work. Its 126 pages cover most approaches to body repair problems. Visual assistance is rendered by more than 100 illustrations. It includes explanations of many time-saving short-cut methods to make the job easier and better. Among other features is a glossary of terms used in the trade.

This is the third edition. The first was published by Fairmount in the late thirties and over the years has enjoyed widespread acceptance and usage as a guide and text by many public, private and trade schools. It is a perfect "tool of the trade" for the student and journeyman alike.

153-G—CROSS CHISEL HAMMER

Flat round face — 1-9/16" diameter

Chisel — 3" long

Excellent for finishing. Cross pisen used for working in sharp corners around mouldings and for caulking.

153-GB—CROSS CHISEL HAMMER

Flat round face — 1-9/16" diameter

Chisel — 3" long

Excellent for finishing. Cross pisen used for working in sharp corners around mouldings and for caulking.

153-S—CROSS CHISEL SHRINKING HAMMER

Flat round face — 1-9/16" diameter — Cross grooved

Chisel — 3" long

Extra wide faces are cross grooved and used for shrinkage on large surfaces — chisel end used on sharp corners.

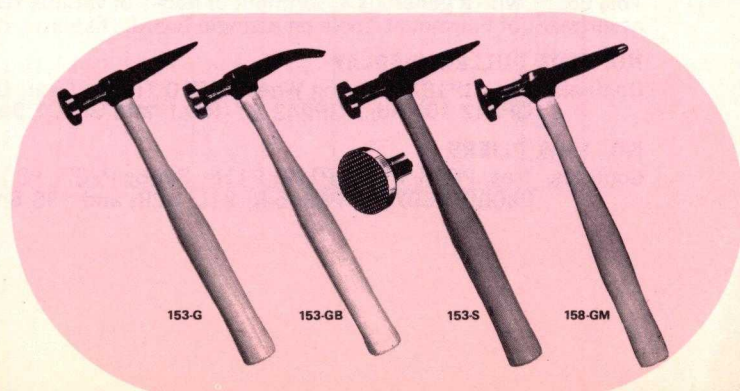
153-GM—ROUND-POINT FINISHING HAMMER

Flat face 1-9/16" diameter

Blunt point 3" long

Blunt point - long reach. For low spots on high crown panels and other work with long reach.

NEW TOOLS








DISTRIBUTOR'S DISPLAY BOARDS

Fairmount offers this series of very attractive peg board display units for distributor use.

Each board is easily set up and comes complete with template, necessary hooks and instructions.

Approximately two square feet, painted in eye-catching red.

Check listing below for available assortments.



NO. 1300 HAMMERS

Contents: 1 ea. 121G C.P. Engr's.; 102G Ball Pein; 103G Ball Pein; 104G Ball Pein; 105G Ball Pein; 107G Ball Pein; 108G Ball Pein; 42H Upholster; and 141G Dbl. Face Engr.

NO. 1301 HAMMERS

Contents: 1 ea. 121G C.P. Engr's.; 132G Scaling; 27G Rivet; 42H Upholster; 172 Brick; 105G Ball Pein; and 141G Dbl. Face Engr.

NO. 1302 BODY TOOLS

Contents: 1 ea. 150G Hmr.; 158 Hmr.; 1060 Dolly; 1059 Dolly; 1036 Spoon; 1050 Spoon; 1052 Spoon; 1096 Calk. Iron; 1109 Pick; and 1150 File Holder.

NO. 1302 ANGLE WRENCHES

Contents: 1 ea. wr. from 3710 thru 3726 ($\frac{3}{8}$ " to $1\frac{1}{2}$ " openings). See cat. page No. 4.

NO. 1304 SOCKET WRENCH — $\frac{1}{2}$ " SQ. DR.

Contents: All components of S-45-K (see page 14) except: SD 1225; SD 1234; and SD 1236, but includes S-42 Flex Handle.

NO. 1305 MISCELLANEOUS DISPLAY (MAKE YOUR OWN)

This board, with a generous assortment of hooks of various sizes and types, is offered for those who want to show a mixed assortment of Fairmount Tools on a single board. Display can be changed periodically to renew customer interest.

NO. 1307 PULLER DISPLAY

Contents: 1 ea. GP187 Steering Wheel; GP10 Timing Gear; GP189 Harmonic Balancer; GP240 4" Adj.; GP241 6" Rev.; GP242 10" Adj.; GP243 9" Rev.; and GP501 Bearing Splitter.

NO. 1308 PLIERS

Contents: 1 ea. P075; P108; P116; P118; P206; P207; P306; P308; P405; P408; P410; P506C; P706; P1075; P2075; P4065; P6075-F; P6075-R; S1L; S2R; and S3S Snips. (See catalog pages 30 and 31.)

FAIRMOUNT HOUDAILLE

FAIRMOUNT TOOL & FORGING DIVISION, HOUDAILLE INDUSTRIES, INC.
10611 QUINCY AVENUE, CLEVELAND, OHIO 44106

